



WHEEL HORSE

PARTS MANUAL

Raider?



8 - 10 - 12 - 14 HP Eight Speed

MODEL AND SERIAL NUMBERS

Serial and model numbers are necessary to correctly identify your tractor and engine whenever you need repair parts. The tractor model and serial numbers are on a plate attached to the hood stand just below the control panel.

The engine model and serial numbers are on a plate attached to the engine shroud.

For your convenience and ready reference, enter the model and serial numbers in the spaces below.

Tractor Model No.

Tractor Serial No.

Engine Model & Spec. No.

Engine Serial No.

TO ORDER PARTS FROM THIS MANUAL

1. Find the illustration of the desired part and note its identifying number.

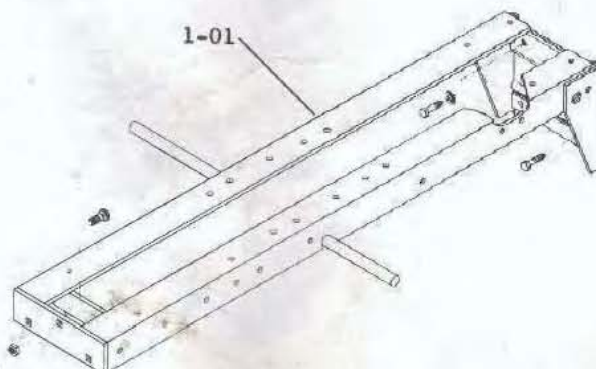
2. Locate the item number in the parts listing and determine the part number and description.
3. Make sure the part to be ordered is for your model tractor as designated in the Model Application Column.
4. Order the part from your local authorized Wheel Horse Dealer.

WHEEL-HORSE PRODUCTS, INC.

515 W. Ireland Road, South Bend, Indiana 46614

Plate 1.1

FRAME



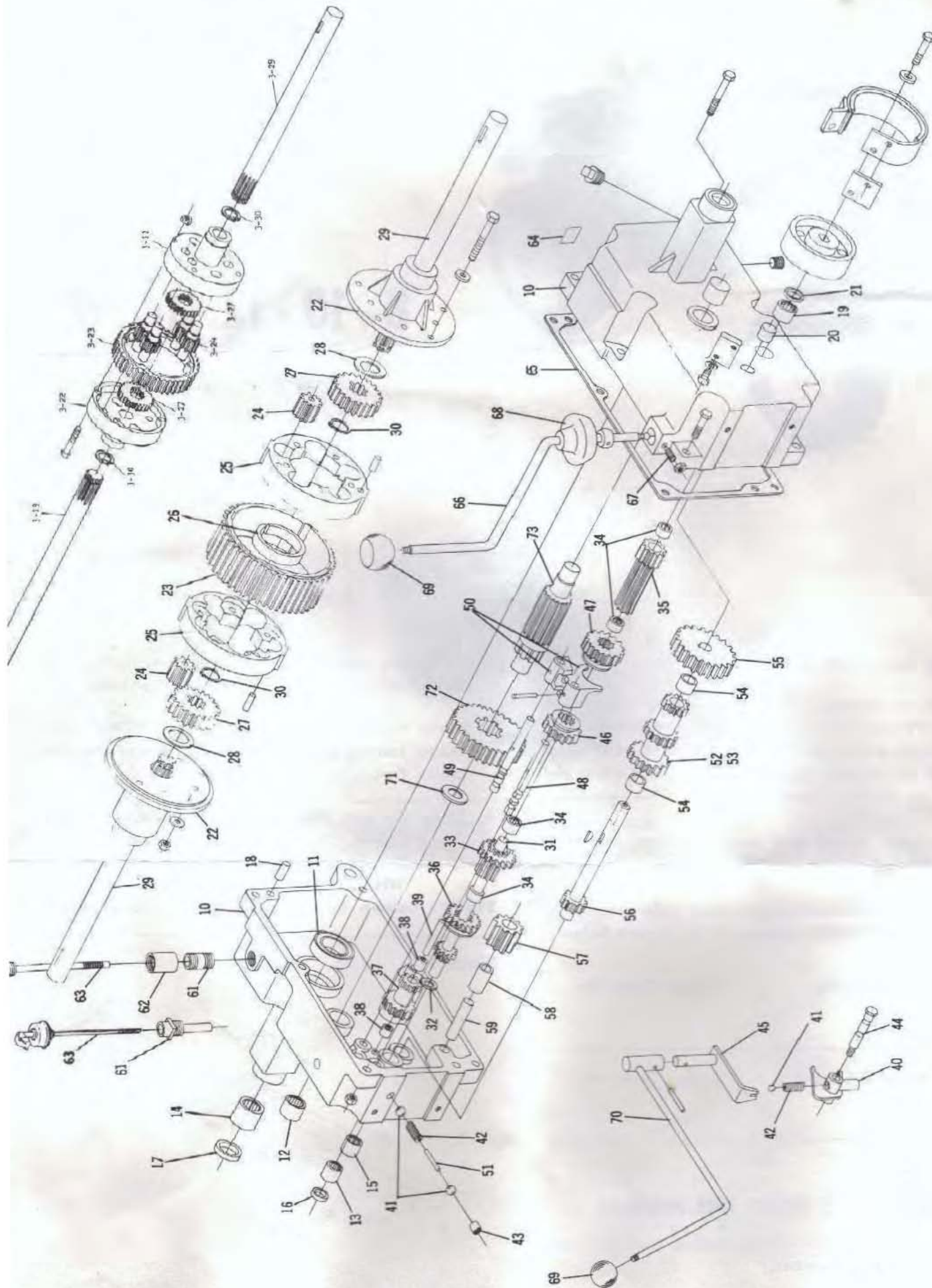


Plate 5.1 FRONT AXLE AND STEERING

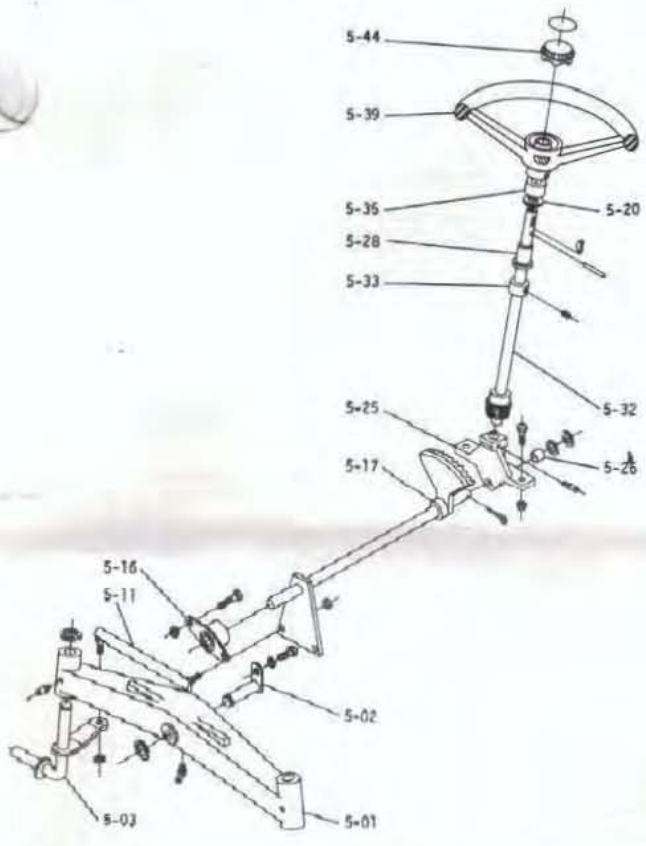


Plate 6.2 BRAKE/CLUTCH LINKAGE

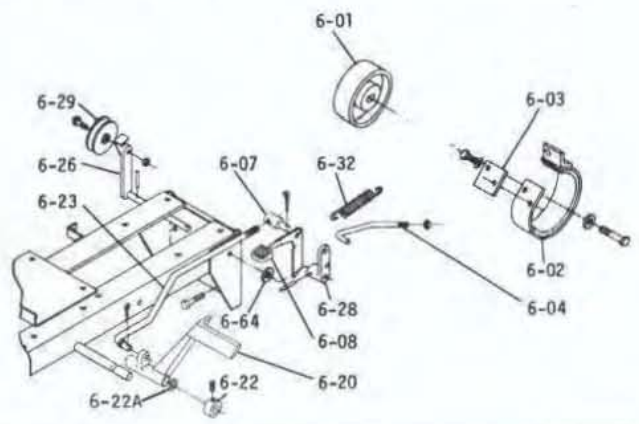
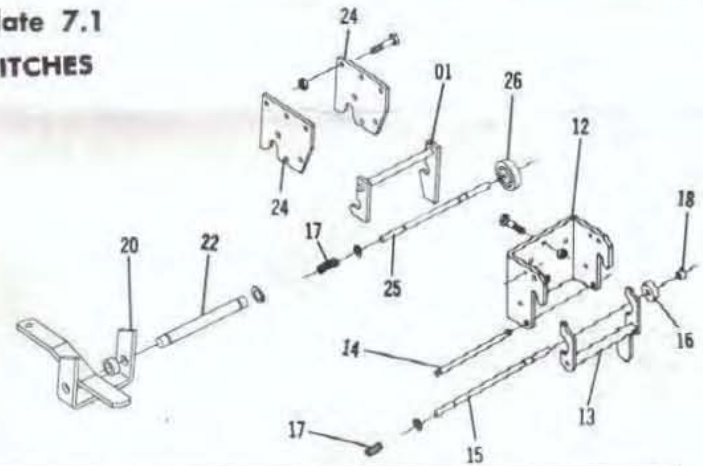
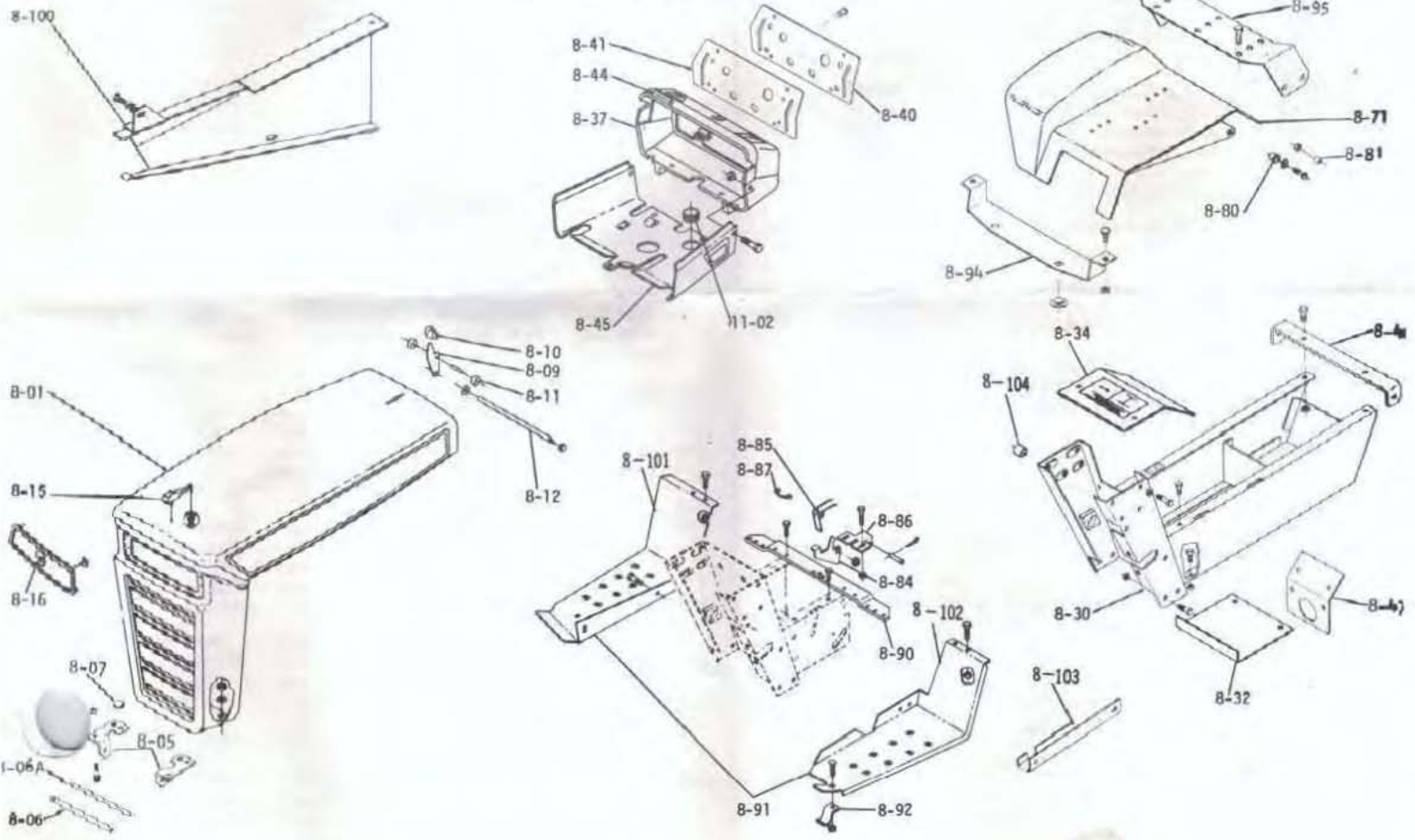


Plate 7.1 HITCHES



8.1

SHEET METAL AND COVERS



ITEM NO.	PART NO.	DESCRIPTION	MODEL APPLICATION	NO. REQ'D.	ITEM NO.	PART NO.	DESCRIPTION	MODEL APPLICATION	NO. REQ'D.
1.000 FRAME ASSEMBLY (PLATE 1.1)									
1-01	101794	Frame Assy.	All models	1	3-52	7269	Gear and Bearing, Complete, Cluster	All Models unless otherwise shown	1
	908032-4	Bolt, $\frac{3}{8}$ -16 x $\frac{3}{4}$ Trans. Upper	unless otherwise shown	2	3-53	3525	Gear — Cluster		1
	920083-4	Lock washer, $\frac{3}{8}$ Upper Bolts		2	3-54	1504	Bearing — Bronze $\frac{3}{4}$ " I.D.		2
	908033-6	Bolt, Eslok $\frac{3}{8}$ -16 x $\frac{1}{8}$ Trans. Lw.		2	3-55	3527	Gear — Reduction		1
	900063-9	Bolt, Carriage $\frac{3}{8}$ -16 x 1 Ft. Hitch		3	3-56	9840	Shaft — Cluster Gear and Brake		1
	915113-6	Nut, Eslok $\frac{3}{8}$ -16		3		937014	Key — #9 Woodruff		1
1.010 TRANSMISSION 6-SPEED (PLATE 3.1)									
3-10	8163	Case — R.H.	12, 14	1	3-57	4204	Gear — Reverse Idler		1
	101761	Case — R.H.	8, 10	1	3-58	1516	Bushing — Bronze $\frac{1}{2}$ " I.D.		1
	6941	Case — L.H.	12, 14	1	3-59	3909	Shaft		1
	3901	Case — L.H.	8, 10	1	3-61	102703	Nipple — $\frac{1}{2}$ " x $1\frac{1}{2}$ " Pipe		1
	908043-4	Bolt, $\frac{3}{8}$ -16 x $3\frac{1}{2}$ Lower Rear		1	3-63	101847	Dipstick — Assy.		1
	908038-4	Bolt, $\frac{3}{8}$ -16 x 2		5	3-65	3912	Gasket — Case		1
	915113-6	Nut, $\frac{3}{8}$ -16 Eslok		6	3-66	5632	Shift Stick		1
	943460	Plug, $\frac{1}{4}$ " Pipe Oil Drain		1	3-67	1239	Set Screw — Dog Point		1
	943420	Plug, $\frac{3}{8}$ " Pipe		1		915111-4	Nut $\frac{1}{4}$ -20		1
3-11	1533	Bearing — Ball $1\frac{1}{2}$ " I.D.		2	3-68	3577	Boot		1
3-12	1532	Bearing — Needle 1" I.D.		2	3-69	102871	Knob		2
3-13	1542	Bearing — Needle $\frac{5}{8}$ " I.D.		1	3-70	7217	Handle — Shift Hi and Low Range		1
3-14	1526	Bearing — Needle $1\frac{1}{8}$ " I.D.	12, 14	2		933184	Roll Pin $\frac{3}{8}$ x $\frac{3}{4}$		1
3-14	1528	Bearing — Needle 1" I.D.	8, 10	2	3-71	9547	Washer — Thrust		1
3-15	1529	Bearing — Needle $\frac{3}{4}$ " I.D.		1	3-72	101626	Gear 44T		1
3-16	100442	Seal — $\frac{5}{8}$ Shaft		1	3-73	101625	Gear 11T		1
3-17	100443	Seal — $1\frac{1}{8}$ " Axle	12, 14	2	5.000 FRONT AXLE AND STEERING (PLATE 5.1)				
3-17	100863	Seal — 1" Axle	8, 10	2	5-01	5638	Axle Assy. — Front		1
3-18	3915	Pin, Dowel		2		1030	Fitting — Grease		2
3-19	1523	Bearing — Needle $\frac{3}{4}$ " I.D.		1		1481	Fitting — Grease		1
3-20	1531	Bearing — Needle $\frac{3}{8}$ " I.D.		1	5-02	6216	Pin and Plate Assy.		1
3-21	100441	Seal — Brake Shaft		1		908015-4	Bolt, $\frac{5}{8}$ -18 x $\frac{1}{2}$		1
3-22	8050	End Cap R.H.	12, 14	1		920082-4	Lockwasher, $\frac{3}{8}$		1
3-22	8051	End Cap L.H.	12, 14	1	5-03	5630	Spindle Assy. R.H.		1
3-22	101053	Case, Differential	8, 10	2		5631	Spindle Assy. L.H.		1
	908138-4	Bolt, $\frac{3}{8}$ -16 x $3\frac{1}{4}$	12, 14	5		5618	E-Ring		3
	908146	Bolt, $\frac{3}{8}$ -18 x $3\frac{1}{4}$	8, 10	4	5-11	102592	Ball Joint Assy. R.H.		1
	915663-4	Nut, $\frac{3}{8}$ -16 E.S.	12, 14	5		102593	Ball Joint Assy. L.H.		1
	915662-4	Nut, $\frac{3}{8}$ -18 E.S.	8, 10	4		915002-6	Nut, Eslok $\frac{3}{8}$ -24		4
3-23	7196	Gear, Differential Ring	12, 14	1	5-16	6472	Bearing and Housing		1
3-23	3906	Gear, Differential Ring	8, 10	1		908034-4	Bolt, $\frac{3}{8}$ -16 x 1		2
3-24	8056	Gear, Differential Pinion	12, 14	10		915113-6	Nut, Eslok $\frac{3}{8}$ -16		2
3-24	101623	Gear, Differential Pinion	8, 10	4	5-17	6469	Shaft Assy., Lower Steering		1
3-25	7200	Body	12, 14	2		5210	Washer, Shim (.015)		1
	933209	Roll Pin $\frac{1}{4}$ x $\frac{1}{2}$	12, 14	4		1278	Washer, Shim (.050)		1
3-26	7233	Spring, Cylindrical	12, 14	1		932035-4	Cotter Pin, $\frac{3}{16}$ x $1\frac{1}{4}$		1
3-27	8053	Gear, Axle	12, 14	2	5-20	7896	Washer, Spring		1
3-27	3908	Gear, Axle	8, 10	2	5-25	6396	Support Assy., Lower Steering		1
3-28	7199	Washer, Thrust	12, 14	2		908035-4	Bolt, $\frac{3}{8}$ -16 x $1\frac{1}{4}$		2
3-29	7202	Axle, R.H.	12, 14	1		915113-6	Nut, $\frac{3}{8}$ -16 Eslok		2
3-29	7203	Axle, L.H.	12, 14	1		1030	Fitting — Grease		1
3-29	5961	Axle	8, 10	2	5-26	6397	Bushing, Lower Shaft		1
3-30	7169	Snap Ring	12, 14	2	5-28	101442	Bushing, Steering Column		1
3-30	7939	Snap Ring	8, 10	2	5-32	102862	Shaft Assy., Upper Steering		1
3-31	7201	Shaft, Input		1	5-33	1085	Collar, Set		1
3-32	7418	Washer, Thrust		1		909848-5	Set Screw, $\frac{1}{4}$ -20 x $\frac{1}{4}$ Nyllok		1
3-33	7204	Gear and Spline		1	5-35	7468	Collar, Steering		1
3-34	1518	Bearing, Needle $\frac{5}{8}$ " I.D.		4	5-39	102715	Wheel, Steering		1
3-35	5173	Pinion — Gear and Spline		1		933221	Pin Spirol $\frac{1}{4}$ x 2		1
3-36	7205	Gear, Sliding		1		7896	Washer, Spring		1
3-37	7206	Gear, Reduction		1	5-44	102856	Insert, Steering Wheel		1
3-38	7207	Bearing — Needle $\frac{3}{8}$ " I.D. x $\frac{1}{2}$		2	6.000 BRAKE/CLUTCH LINKAGE (PLATE 6.2)				
3-39	7208	Shaft — Reduction		1	6-01	102717	Drum — Brake		1
3-40	7209	Shift Fork		1		908032-5	Bolt, $\frac{3}{8}$ -16 x $\frac{3}{4}$ Nylok		1
3-41	3517	Ball-Stop		3		2844	Washer, Special		1
3-42	3518	Spring — Stop		2	6-02	9593	Brake Band Assy.		1
3-43	1243	Plug		1		908002-4	Bolt, $\frac{1}{4}$ -20 x $\frac{5}{8}$ Brake Anchor		2
3-44	7213	Bolt — Detent		1		920081-4	Lockwasher, $\frac{1}{4}$		2
3-45	7214	Lever — Shift		1					
3-46	5173	Gear — Hi and 2nd		1					
3-47	5174	Gear — Low and Reverse		1					
3-48	5615	Rail — Front Shift		1					
3-49	5616	Rail — Rear Shift		1					
3-50	3503	Shift Fork		2					
	933156	Roll Pin $\frac{1}{8}$ x 1"		2					
3-51	5614	Pin, Shift Stop		1					

ITEM NO.	PART NO.	DESCRIPTION	MODEL APPLICATION	NO. REQ'D.	ITEM NO.	PART NO.	DESCRIPTION	MODEL APPLICATION	NO. REQ'D.
6-03	9598	Plate — Park Brake Stop	All Models	1	<u>8.000 SHEET METAL AND COVERS (PLATE 8.1)</u>				
6-04	9599	Rod — Brake	unless otherwise shown	1	8-01	9699	Hood Assy.	All Models	1
	915663-4	Nut, $\frac{3}{8}$ -16 E.S.		1	8-05	101732	Bracket — Grille Pivot — R.H.	unless otherwise shown	1
	932017-4	Cotter Pin, $\frac{1}{8}$ x 1		1		101733	Bracket — Grille Pivot — L.H.		1
6-07	1861	Stud — Clutch Rod		1		900037-4	Bolt, $\frac{5}{16}$ -18 x $\frac{3}{4}$ Carriage		4
	932017-4	Cotter Pin, $\frac{1}{8}$ x 1		2		915112-6	Nut, $\frac{3}{8}$ -18 Eslok		4
6-08	5544	Handle — Parking Brake		1	8-06	101710	Rod — Pivot		1
6-20	102367	Pedal		1		100398	Ring, Retainer		2
6-22	1085	Collar		1	8-06A	101850	Rod — Hood Stop		1
	909848-5	Set Screw, $\frac{1}{4}$ -20 x $\frac{1}{4}$ Nylok		1		932000-4	Cotter Pin, $\frac{1}{16}$ x $\frac{1}{2}$		2
6-22A	7896	Washer, Spring		1	8-07	5667	Bumper — Rubber		2
6-23	2593	Rod and Guide Assy.		1	8-09	5467	Lever — Hood Latch		1
	932017-4	Cotter Pin, $\frac{1}{8}$ x 1		1		933182	Roll Pin, $\frac{3}{16}$ x $\frac{5}{8}$		1
6-26	9757	Idler Arm Assy.		1	8-10	5469	Knob — Hood Latch		1
	933158	Roll Pin, $\frac{1}{8}$ x $1\frac{1}{4}$		1	8-11	5468	Roller — Steel		2
6-28	4899	Arm — Clutch Rod Pivot		1	8-12	5522	Rod — Hood Latch		1
	933158	Roll Pin, $\frac{1}{8}$ x $1\frac{1}{4}$		1		5466	Speed Nut, $\frac{1}{4}$ Push On $\frac{1}{2}$ Dia.		2
6-29	7451	Pulley — Idler		1	8-15	5438	Ornament — Hood		1
	911404-4	Bolt, $\frac{3}{8}$ -16 x $1\frac{3}{8}$ Special		1		5437	Speed Nut, $\frac{1}{8}$ Dia. Push On		2
	915113-6	Nut, $\frac{3}{8}$ -16 Eslok		1		100646	Washer, Rubber		2
6-32	1014	Spring		1	8-16	7416	Plate — Escutcheon	8, 10	1
6-64	3765	Washer, $\frac{1}{2}$ " Dia. Special		1		7721	Clip	8, 10	4
						100646	Washer Rubber	8, 10	4
<u>.000 HITCH ASSEMBLIES (PLATE 7.1)</u>					8-30	102795	Hoodstand Assy.		1
7-12	101711	Hitch — Front		1		908034-4	Bolt, $\frac{3}{8}$ -16 x 1 To Frame		4
7-13	101741	Latch Assy. — Hitch		1		915113-6	Nut, $\frac{3}{8}$ -16 Eslok		4
7-14	101750	Rod, Latch Pivot		1		908032-4	Bolt, Tool Box $\frac{3}{8}$ -16 x $\frac{3}{4}$		2
7-15	101751	Rod, Lock		1		920009-4	Washer $\frac{3}{8}$ SAE		2
	100398	E-Ring — $\frac{3}{8}$		5		920083-4	Lockwasher $\frac{3}{8}$		2
7-16	101707	Lock		1	8-32	6825	Cover — Dust		1
7-17	8616	Spring		1		908017-4	Bolt, $\frac{5}{16}$ -18 x $\frac{3}{4}$		2
7-18	3680	Cap		1		915112-6	Nut, $\frac{5}{16}$ -18 Eslok		2
7-20	1644	Hitch		1	8-34	7220	Plate, Cover		1
7-22	1647	Pin — Hitch Mounting		1		960151-4	Bolt, $\frac{1}{4}$ -20 x $\frac{1}{2}$ Whizlock		2
	979120-4	Spacer		2	8-37	5450	Housing — Control Panel		1
	936125	Snap Ring, $\frac{3}{4}$ Shaft		2		960152-4	Bolt, $\frac{1}{4}$ -20 x $\frac{5}{8}$ Whizlock		4
	1813	Tool Pin		1		915111-6	Nut, $\frac{1}{4}$ -20 Eslok		4
7-24	102644	Plate — R.H. & L.H.		2	8-40	102864	Panel — Dash		1
7-25	102672	Rod — Lock		1	8-41	101841	Plate — Backup		1
7-26	101017	Lock		1		5442	Speednut #10-16 Tinnerman		4
						102168	Screw S.T. 10-16 x $\frac{3}{4}$ "		4
<u>.030 LIFT LINKAGE (PLATE 7.2)</u>					8-44	5606	Tape — Hood Insulation		AR
7-30	5448	Lift Lever Assy.		1	8-45	100498	Support — Fuel Tank		1
	933506-4	Hairpin Cotter, Mounting Block		1		926925-4	Screw $\frac{5}{16}$ -18 x $\frac{3}{4}$ S.T.	10, 12, 14	4
	908015-4	Bolt, $\frac{5}{16}$ -18 x $\frac{1}{2}$ Mounting		3		3023	Clip		AR
	920082-4	Lockwasher, $\frac{3}{16}$		3	8-46	102304	Bracket — Seat Pivot		1
7-31	3680	Cap — Rod End		2		908032-4	Bolt, $\frac{3}{8}$ -16 x $\frac{3}{4}$		2
7-32	6542	Grip — Handle		1		915113-6	Nut, $\frac{3}{8}$ -16 Eslok		2
7-33	3642	Spring		1	8-47	101344	Bracket Instrument		1
7-35	3778	Guide — Plunger Rod		1		MW-4475	Clip Tinnerman $\frac{1}{4}$ -20		2
7-36	5449	Plunger Rod		1		960151-4	Bolt, Whizlock $\frac{1}{4}$ -20 x $\frac{1}{2}$		2
7-37	4438	Plunger		1	8-71	102370	Fender		1
	933168	Roll Pin, $\frac{3}{32}$ x $1\frac{3}{8}$		1	8-80	7879	Bushing — Bronze		2
7-38	102797	Plug		1	8-81	4937	Spacer		2
7-40	5640	Quadrant		1		908035-4	Bolt, $\frac{3}{8}$ -16 x $1\frac{1}{4}$		2
7-41	2179	Rod — Height Control		1		915663-4	Nut, $\frac{3}{8}$ -16 E.S.		2
7-42	5280	Knob — Height Control		1		920009-4	Washer, $\frac{3}{8}$ — SAE		2
	926715-4	Bolt, $\frac{3}{8}$ -16 x $\frac{3}{4}$ S.T.		2	8-84	7464	Latch — Fender		1
7-43	8277	Conduit Assy.		1	8-85	MW-8863	Spring — Latch		1
7-56	102373	Lift Bar Assy.		1		5977	Bushing		1
7-57	6229	Bearing		1		7617	Pin, $\frac{3}{16}$ Rod End		1
	5701	E-Ring $\frac{1}{2}$ "		1		932008-4	Cotter Pin, $\frac{3}{32}$ x $\frac{3}{4}$		1
7-58	102385	Rod, Lift		1	8-86	7616	Bracket — Fender Latch		1
7-59	6739	Trunnion		1		908005-4	Screw, $\frac{1}{4}$ -20 x 1		2
	933504-4	Hairpin Cotter		1		915111-6	Nut, $\frac{1}{4}$ -20 Eslok		2
	932008-4	Cotter Pin, $\frac{3}{32}$ x $\frac{3}{4}$		1	8-87	7882	Stop — Fender Latch		1
	915663-4	Nut, $\frac{3}{8}$ -16 E.S.		1	8-90	7463	Bracket — Foot Rest		1
						926694-4	Screw $\frac{5}{16}$ -18 x $\frac{5}{8}$ S.T.		2

ITEM NO.	PART NO.	DESCRIPTION	MODEL APPLICATION	NO. REQ'D.
8-91	102798	Footrest — R.H.	All Models	1
	102799	Footrest — L.H.	unless otherwise shown	1
	908017-4	Bolt, $\frac{3}{16}$ -18 x $\frac{3}{4}$ To Bracket		4
	915662-4	Nut, $\frac{3}{16}$ -18 E.S.		4
	960175-4	Bolt, $\frac{3}{16}$ -18 x $\frac{1}{2}$ To Belt Guard		3
8-92	7456	Bracket — Footrest Anchor		2
	900037-4	Bolt, $\frac{3}{16}$ -18 x $\frac{3}{4}$ Carriage		2
	915662-4	Nut, $\frac{3}{16}$ -18 E.S.		2
8-94	102248	Bracket — Fender (Front)		1
	900037-4	Bolt, $\frac{3}{16}$ -18 x $\frac{3}{4}$ Carriage		2
	915112-6	Nut, $\frac{3}{16}$ -18 Eslok		2
	5667	Bumper, Rubber		2
8-95	102249	Bracket — Fender Hinge		1
8-100	101958	Belt Guard Assy.		1
	908045-4	Bolt, $\frac{3}{16}$ -14 x $\frac{3}{4}$ Eng. Mount	10, 12, 14	1
	908032-4	Bolt, $\frac{3}{16}$ -16 x $\frac{3}{4}$	8	1
	920084-4	Lockwasher $\frac{3}{16}$	10, 12, 14	1
	920040-4	Washer $\frac{3}{16}$	10, 12, 14	1
	920083-4	Lockwasher $\frac{3}{8}$	8	1
	920039-4	Washer $\frac{3}{8}$	8	1
8-101	102788	Pad — Footrest R.H.		1
8-102	102789	Pad — Footrest L.H.		1
8-103	102810	Channel — Wire		1
8-104	9690	Spacer		1
9.000 ENGINE (PLATE 9.1)				
9-02	101867	Engine 8 H.P. Kohler	8	1
	903035-4	Bolt, $\frac{3}{8}$ -16 x $\frac{1}{4}$ Eng. Mount	8	4
	915663-4	Nut, $\frac{3}{8}$ -16 E.S.	8	4
9-02	101954	Engine 10 H.P. Kohler	10	1
	101955	Engine 12 H.P. Kohler	12	1
	101956	Engine 14 H.P. Kohler	14	1
	908034-4	Bolt, $\frac{3}{8}$ -16 x 1 Eng. Mount	10, 12, 14	2
	908036-4	Bolt, $\frac{3}{8}$ -16 x $\frac{1}{2}$	10, 12, 14	2
	915663-4	Nut, $\frac{3}{8}$ -16 E.S.	10, 12, 14	2
	920083-4	Lockwasher $\frac{3}{8}$	10, 12, 14	2
9-03	102317	Base — Engine Mounting	8	1
	908034-4	Bolt, $\frac{3}{8}$ -16 x 1 to Frame	8	4
	915663-4	Nut, $\frac{3}{8}$ -16 E.S.	8	4
9-07	5222	Elbow $\frac{3}{8}$ x 90°		1
9-08	943335-4	Nipple $\frac{3}{8}$ x 5		1
9-09	5224	Cap $\frac{3}{8}$		1
10.000 FUEL AND EXHAUST SYSTEMS (PLATE 10.1)				
10-02	101837	Choke Control Assy.		1
10-03	101834	Throttle Control Assy.	10, 12, 14	1
	8713	Screw, Pan Head 10-24 x $\frac{3}{8}$		4
	915964-4	Nut — Keps 10-24		4
10-04	102186	Knob, Choke		1
10-04A	102185	Knob, Throttle		1
10-13	100452	Strap, Engine (PTO Side)		1
	920007-4	Washer — $\frac{1}{4}$ SAE	8	1
	910790-4	Screw — 10-24 x $\frac{3}{8}$	8	2
	915538-6	Nut — 10-24 Eslok	8	2
10-14	100729	Clip, To Fuel Tank Support		2
	2879	Clip, Choke and Throttle	10, 12, 14	2
	7922	Clip	8	2
	960150-4	Screw — $\frac{1}{4}$ -20 x $\frac{3}{8}$ Whizlock	10, 12, 14	1
	5431	Nut — Special $\frac{1}{4}$ -20	10, 12, 14	1
	908001-4	Bolt, $\frac{1}{4}$ -20 x $\frac{1}{2}$	10, 12, 14	1
	915111-6	Nut, $\frac{1}{4}$ -20 Eslok	10, 12, 14	1
10-20	100572	Tank, Fuel		1
10-21	102321	Cap, Fuel Tank		1
10-22	100427	Wire, Tank Hold Down		1
10-25	6949	Spring		1
10-30	8023	Valve, Fuel		1
	5189	Spacer		1
10-31	100327	Filter Assy. — Fuel		1
10-32	*9212	Hose—Fuel—Valve to Tank 6.5"		1
	*8714	Hose—Fuel—Tank to Filter 8.5"	8	1
	*9147	Hose—Fuel—Valve to Filter 8.5"	10, 12, 14	1
	*102604	Hose—Fuel—Filter to Pump 16"	8	1
	*1796	Hose—Fuel—Filter to Pump 19 $\frac{1}{2}$ "	10, 12, 14	1
	*102713	Hose—Fuel—Pump to Carb. 3"	8	1
	*8025	Hose—Fuel—Pump to Carb. 5.5"	10, 12, 14	1
*Cut from 6554				

ITEM NO.	PART NO.	DESCRIPTION	MODEL APPLICATION	NO. REQ'D.
10-33	101349	Clamp, Hose, Adjustable	All Models	1
10-34	950154	Clamp, Corbin $\frac{1}{2}$ "	unless otherwise shown	5
10-35	101861	Clamp, Hose	shown	AR
	908017-4	Bolt, $\frac{3}{16}$ -18 x $\frac{3}{4}$	10, 12, 14	1
	908019-4	Bolt, $\frac{3}{16}$ -18 x 1	8	1
	920008-4	Washer, $\frac{3}{16}$ SAE	10, 12, 14	1
	915112-6	Nut, $\frac{3}{16}$ -18 Eslok		1
10-40	102258	Muffler Assy.	10, 12, 14	1
10-44	102645	Clamp — Muffler	10, 12, 14	2
10-45	103096	Nipple	8	1
10-46	103055	Muffler	8	1
10-49	102228	Tube Assy. Inlet	10, 12, 14	1
11.000 ELECTRICAL SYSTEM (PLATE 11.1)				
11-01	102953	Harness — Wiring (Main)		1
	100571	Tie — Wire Retainer		AR
	101446	Insulator (Plastic Shield)		1
11-02	101971	Grammet Rubber (111. Plate 8.1)		1
11-03	100335	Wire, Battery to Ground	8	1
	100446	Wire, Battery to Ground	10, 12, 14	1
11-04	101972	Wire, Battery to Solenoid	10, 12, 14	1
	8655	Wire, Battery to Solenoid	8	1
11-05	8655	Wire, Solenoid to Starter		1
11-06	102250	Wire Assy. — Interlock Sw. to Solenoid		1
11-07	102251	Wire Assy. — Interlock Sw. to Harness		1
11-10	101846	Fused Connector	12, 14	1
	101639	Fuse SFE 20 Amp., Box of 5	12, 14	1
11-13	7226	Wire Assy. & Terminal Head Light	12, 14	2
11-14	103137	Wiring Harness Head & Tail Light	12, 14	1
	8519	Clip	12, 14	AR
11-20	101917	Switch — Ignition		1
	101884	Nut — Hex Special $\frac{5}{8}$ -32		1
	920160-4	Lockwasher $\frac{3}{8}$		1
11-21	7262	Key — Ignition Switch		2
11-24	102138	Switch — Light	12, 14	1
	8785	Nut, Knurled $\frac{15}{32}$ -32	12, 14	1
	8786	Nut, Hex $\frac{15}{32}$ -32	12, 14	1
	935090-4	Plug Button	8, 10	1
11-25	102046	Ammeter		1
	102047	Clamp, Mounting		1
	5924	Nut, 10-32 E.S.		2
11-26	8658	Solenoid		1
	960151-4	Bolt, $\frac{1}{4}$ -20 x $\frac{1}{2}$ Whizlock		2
11-28	101450	Regulator — Rectifier		1
	908003-4	Bolt, $\frac{1}{4}$ -20 x $\frac{3}{4}$		2
	915111-6	Nut, $\frac{1}{4}$ -20 Eslok		2
11-29	102371	Plate — Coil Mounting	8	1
11-30	101845	Switch — Interlock		1
	102277	Nut — Switch $\frac{3}{8}$ -18		1
11-31	101827	Bracket — Switch Mounting		1
	908034-4	Bolt — $\frac{3}{8}$ -16 x 1		1
	915113-6	Nut — $\frac{3}{8}$ -16 Eslok		1
11-40	100502	Battery	8	1
	908003-4	Bolt, $\frac{1}{4}$ -20 x $\frac{3}{4}$ Bat. Term.	8	2
	920007-4	Nut, $\frac{1}{4}$ -20 Bat. Term.	8	2
	915111-6	Washer, $\frac{1}{4}$	8	2
11-40	10050	Battery		6
11-41	100438	Cap — Battery Cell	10, 12, 14	1
11-42	9155	Cover — Battery Terminal — Positive		1
11-45	7781	Battery Box Assy.	10, 12, 14	1
	4953	Battery Box Assy.	8	1
	915112-6	Nut, $\frac{3}{16}$ -18 Eslok		2
11-46	7779	Link — Battery Clamp	10, 12, 14	1
	4958	Link — Battery Clamp	8	1
	915111-6	Nut, $\frac{1}{4}$ -20 Eslok		2

ITEM NO.	PART NO.	DESCRIPTION	MODEL APPLICATION	NO. REQ'D.	ITEM NO.	PART NO.	DESCRIPTION	MODEL APPLICATION	NO. REQ'D.
11.060 LIGHTS AND CIGAR LIGHTER (PLATE 11.2)					14-55 6659 Retainer, Bearing Race				
			All Models unless otherwise shown		960151-4	Bolt, 1/4-20 x 1/2 Whizlock	All Models unless otherwise shown	2	4
11-60	7223	Reflector Hd. Light & Housing & Socket	shown	1	14-56	6663 Seal		1	1
11-61	7227	Spring — Hd. Light Socket	12, 14	2	14-57	6662 Bearing		1	1
11-62	7228	Bulb — Hd. Light #1156	12, 14	2	14-58	9209 Housing — Clutch & Pulley		1	1
11-63	7075	Lens — Hd. Light	12, 14	1	14-59	5196 Bearing, Ball		1	1
	7229	Screw, 6-32 x 3/8 S.T. Special	12, 14	4	14-60	936032 Snap Ring, 1 3/4 Bore		1	1
11-65	7618	Connector, 3 Wire	12, 14	1	14-61	933506-4 Hairpin Cotter		1	1
	3023	Clip	12, 14	4	14-62	936125 Snap Ring, 3/4 Shaft		1	1
	938007	Bushing — Ins.	12, 14	1	14-75	102872 Shaft — Clutch		1	1
11-67	8041	Base — Tail Light W. Bulb	12, 14	1	14-76	102938 Rod — Housing		1	1
11-68	8042	Cover	12, 14	1	14-77	933172 Spirol Pin 5/32 x 1 1/8		2	2
11-69	8043	Bulb, Tail Light	12, 14	1	14-78	102941 Clevis		1	1
11-70	8044	Pad, Tail Light Mounting	12, 14	1	14-79	102956 Pin		1	1
11-71	6922	Connector — 2 Wire	12, 14	1	14-80	909880-5 Set Screw 3/8-16 x 3/4		1	1
	3023	Clip	12, 14	3	14-81	102942 Bracket — Engine		1	1
	910808-4	Bolt, Pan Hd. 10-32 x 5/8	12, 14	2	14-82	920084-4 Lockwasher 3/8		1	1
	915551-4	Nut, Hex 10-32	12, 14	2	14-83	102943 Plate		1	1
	920079-4	Lockwasher #10	12, 14	2	14-84	102704 Spacer		1	1
11-81	102189	Knob & Plug		1	14-85	908046-4 Bolt — Hex 3/8-16 x 1		1	1
11-82	5483	Retainer		1	14-86	102809 Nut Flange		1	1
11-83	5482	Socket		1	14-87	102937 Rod — Clutch		1	1
11-84	935109-4	Plug Button — Lighter		1	14-88	101161 Trunnion		1	1
13.000 WHEELS AND TIRES (PLATE 13.1)					14-89 932016-4 Cotter Pin 1/8 x 3/4				
13-01	9791	Wheel & Tire Assy. — Front		2	14-90	933505-4 Hairpin		1	1
13-02	5432	Wheel & Tire Assy. — Rear	12, 14	2	14-91	1230 Spring		1	1
	100969	Wheel & Tire Assy. — Rear	8, 10	2	14-92	102944 Clutch Lever Assy.		1	1
13-03	9652	Wheel & Bearing Assy. — Front		2	14-93	102964 Spacer		1	1
13-04	5433	Wheel — 12 x 7 JA		2	14-94	7879 Bushing		2	2
	5435	Valve — Tubeless Tire		4	14-95	5701 E-Ring 1/2 Shaft		1	1
13-05	9792	Tire 16 x 6.50-8 Front		2	14-96	9038 Grip		1	1
13-06	5434	Tire 9 x 12 Rear	12, 14	2	14-97	920011-4 Washer 1/2		1	1
	100772	Tire 7.50-12	8, 10	2	14-98	3765 Washer — Shim		1	1
13-07	5512	Tube 16 x 6.50-8 (Service Only)		2	14-99	102870 Support		1	1
13-08	7007	Tube 23 x 8.50-12 (Service Only)		2	14-100	908035-4 Bolt — Hex 3/8-16 x 1 1/4		2	2
13-11	4999	Bearing — Ball Front Wheel		2	14-101	915113-6 Nut 3/8-16		2	2
	908033-6	Bolt, 3/8-16 x 1/2		2	14-102	9690 Spacer		1	1
	2844	Washer		2	14-103	933506-4 Hairpin		1	1
	1278	Washer (.050")		2	15.000 SEATS, DECALS, MISC. TRIM (PLATE 15.1)				
	5210	Washer (.015")		2	15-01	100780 Cushion — Seat One Piece	8, 10	1	1
13-15	6465	Hub, Wheel (5 Bolt)	12, 14	2	101444	Tape — Foam	8, 10	2	2
	4996	Hub, Wheel (5 Bolt)	8, 10	2	908015-4	Bolt, 5/16-18 x 1/2	8, 10	2	2
	909554	Set Screw 3/8-16 x 1 — Sq. Hd.		2	908016-4	Bolt, 5/16-18 x 3/8	8, 10	2	2
	915236-4	Nut — Hex 3/8-16 Jam		2	920082-4	Lockwasher — 3/8	8, 10	4	4
	937022	Key — Woodruff #15		2	915932-4	Nut, High Crown 10-24	8, 10	2	2
13-16	1004	Lug Bolt		10	15-02	102033 Seat Base Assy.	12, 14	1	1
13-21	7747	Hub Cap		2	15-03	9662 Spacer	12, 14	2	2
14.000 DRIVE BELTS AND PULLEYS (PLATE 14.1)					900038-4	Bolt, 5/16-18 x 1 Carriage	12, 14	4	4
14-01	7473	Y-Belt — Drive		1	915112-6	Nut, 5/16-18 Eslok	12, 14	4	4
14-03	101875	Pulley — Engine	8	1	101444	Tape Foam	12, 14	1	1
	7466	Pulley — Engine	10, 12, 14	1	15-04	9663 Cushion — Seat	12, 14	1	1
	6507	Key — 1/2 x 1/4 x 1/2		1	960151-4	Bolt, 1/4-20 x 1/2 Whizlock	12, 14	3	3
	909862-5	Set Screw 3/16-18 x 3/16		2	15-05	9664 Cushion — Back	12, 14	1	1
14-10	7492	Pulley, Trans. Main Drive		1	15-06	9665 Knob — Back Adjusting	12, 14	1	1
	937221	Key		1	920082-4	Lockwasher	12, 14	4	4
	909862-5	Set Screw		1	915932-4	Nut, High Crown 10-24	12, 14	2	2
14.050 MANUAL P.T.O. (PLATE 14.3)					908016-4	Bolt, 5/16-18 x 3/8	12, 14	2	2
14-53	6655	Clutch Plate & Facing Assy.		1	15-20	102831 Decal — Hood Trim (Wheel Horse)		2	2
	6656	Plate — Clutch		1	15-23	103027 Decal — 8 — 8 Speed		2	2
	4365	Facing		1	103026	Decal — 10 — 8 Speed		2	2
	6657	Rivet		6	103025	Decal — 12 — 8 Speed		2	2
14-54	6935	Race, Bearing		1	103024	Decal — 14 — 8 Speed		2	2
					15-25	8138 Decal — Fender		1	1
					15-26	100614 Reflector — Fender	8, 10	1	1
					15-32	7472 Decal — Seat Latch		1	1
					15-34	102843 Decal — Caution		1	1
					15-35	102844 Decal — Read Operator Manual		1	1
					15-36	102948 Decal — Hand Lift		1	1
					15-37	102947 Decal — Shift Knob		1	1
					15-38	102842 Decal — Parking Brake		1	1
					15-39	102859 Decal — PTO		1	1

Plate 7.2

LIFT LINKAGE

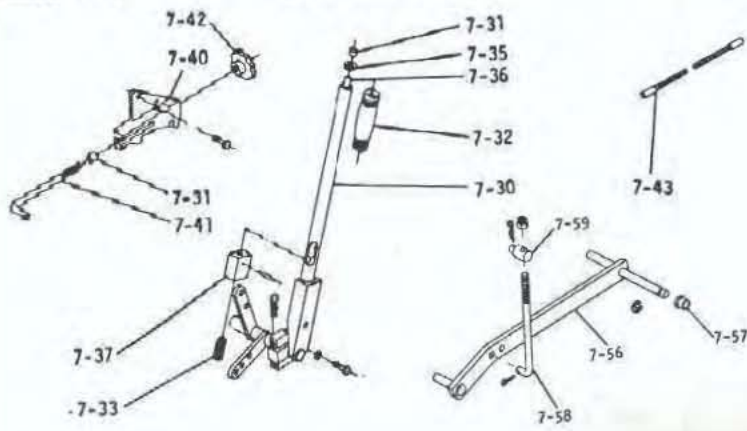


Plate 9.1

ENGINE

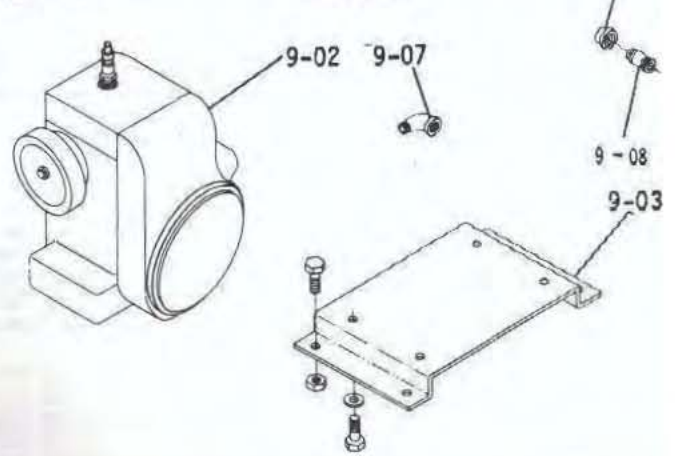


Plate 10.1

FUEL AND EXHAUST SYSTEMS

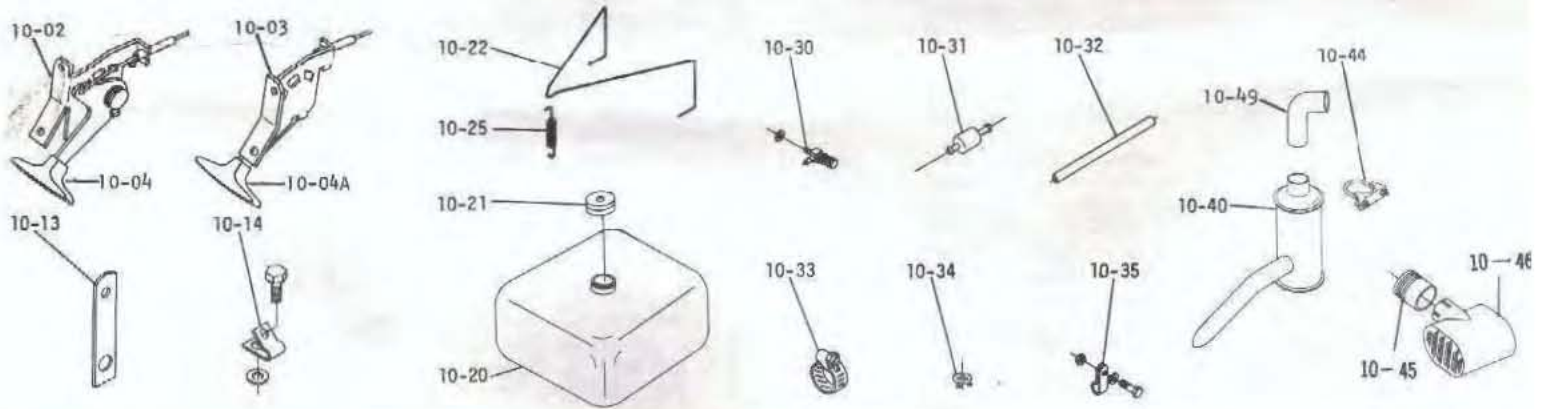


Plate 14.1 DRIVE BELTS, PULLEYS

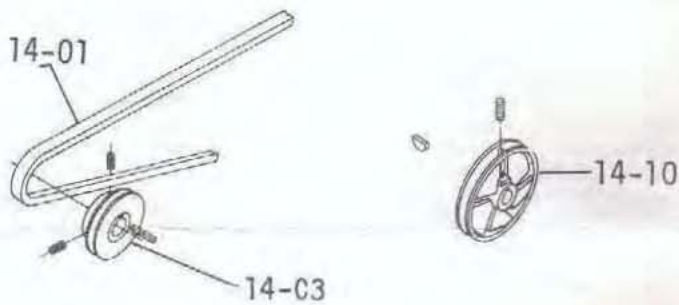


Plate 11.1

ELECTRICAL SYSTEM

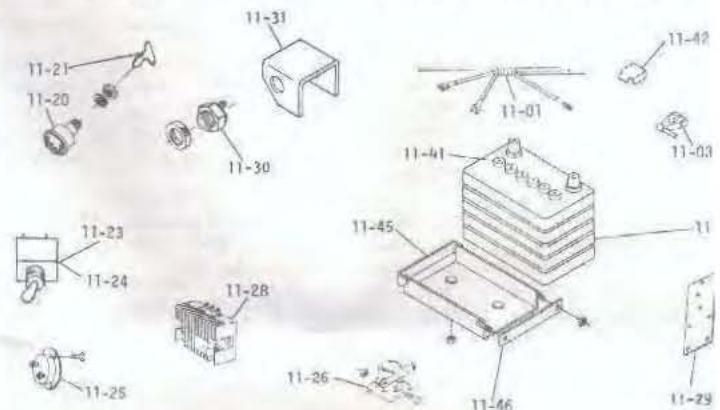


Plate 11.2 LIGHTS & CIGAR LIGHTER

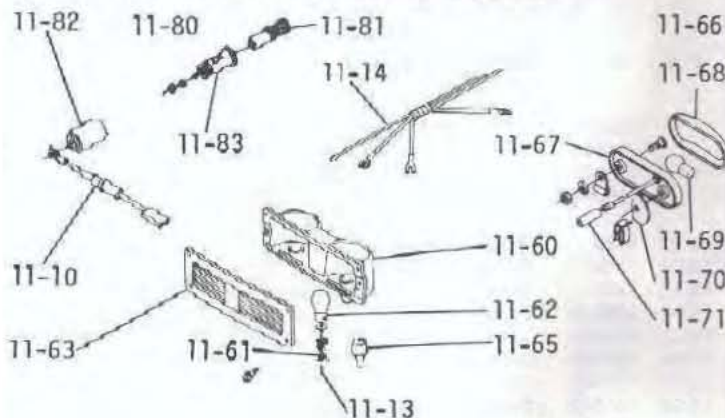


Plate 13.1 WHEELS AND TIRES

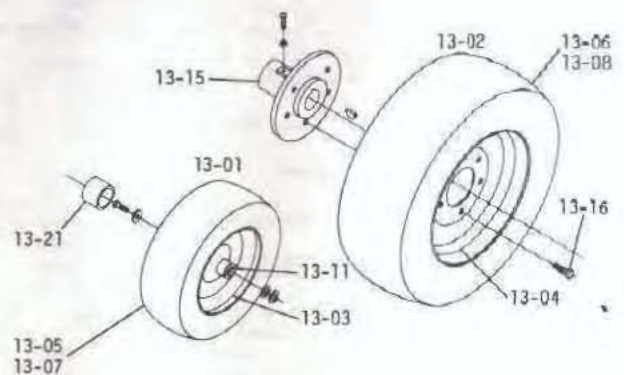


Plate 15.1 SEATS, DECALS, MISC. TRIM


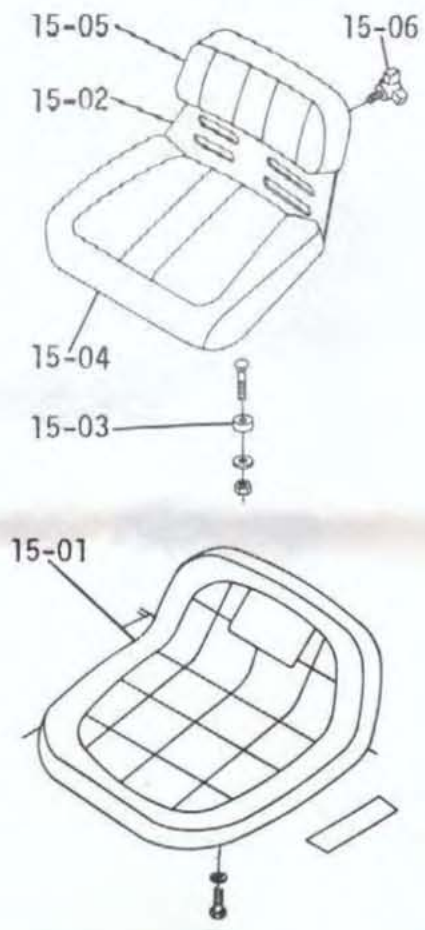
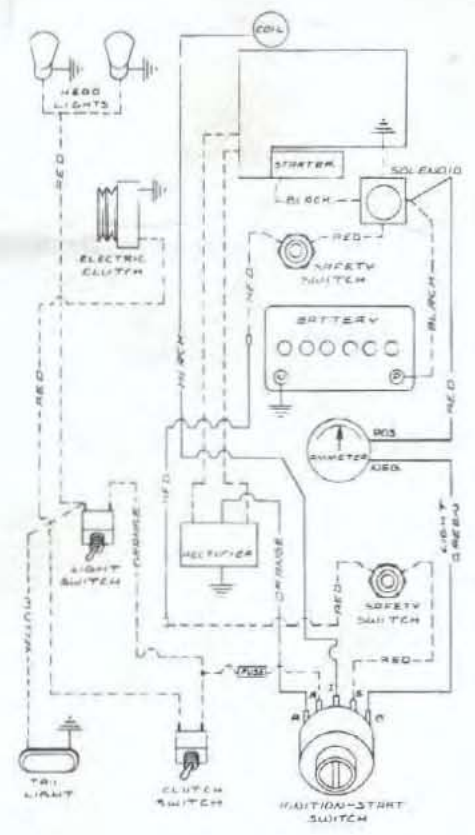
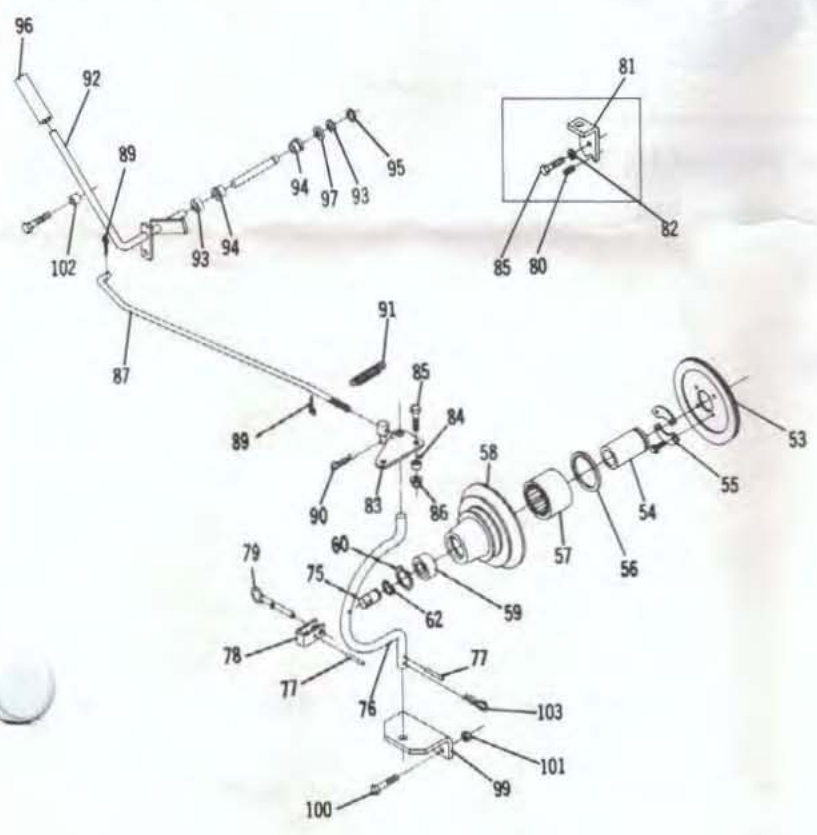


Plate 14.3 P. T. O. CLUTCH





WHEEL-HORSE PRODUCTS, INC.
South Bend, Indiana 46614