



WHEEL HORSE



PARTS MANUAL

10-12-14-16 AUTOMATIC

MODEL AND SERIAL NUMBERS

Serial and model numbers are necessary to correctly identify your tractor and engine whenever you need repair parts. The tractor model and serial numbers are on a plate attached to the hood stand just below the control panel.

The engine model and serial numbers are on a plate attached to the engine shroud.

For your convenience and ready reference, enter the model and serial numbers in the spaces below.

TO ORDER PARTS FROM THIS MANUAL

1. Find the illustration of the desired part and note its identifying number.
2. Locate the item number in the parts listing and determine the part number and description.
3. Make sure the part to be ordered is for your model tractor as designated in the Model Application Column.
4. Order the part from your local authorized Wheel Horse Dealer.

WHEEL-HORSE PRODUCTS, INC.

515 W. Ireland Road, South Bend, Indiana 46614

WHEEL HORSE SPARE PARTS WARRANTY

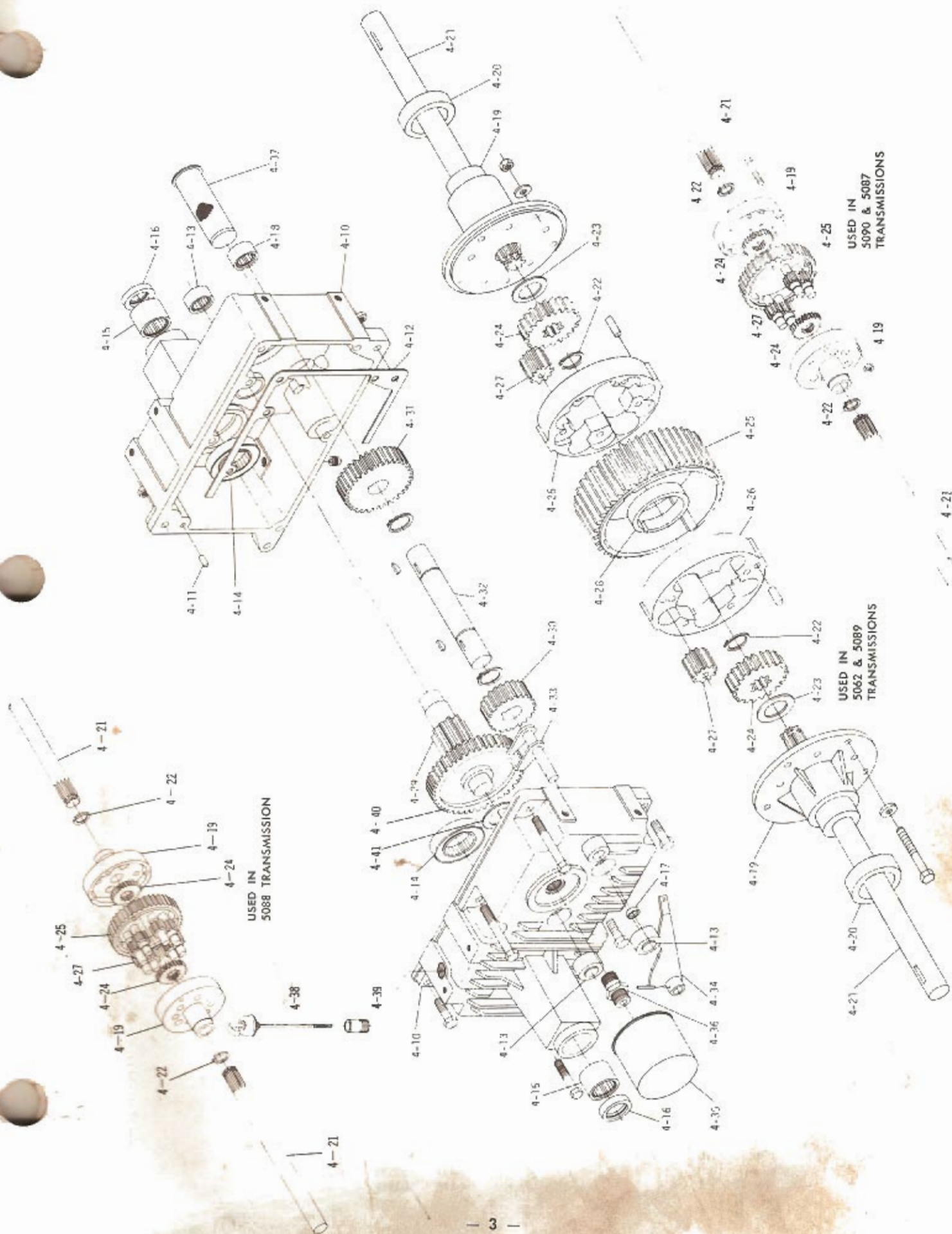
Wheel-Horse Products, Inc. guarantees both its new and its rebuilt spare parts as well as its assemblies against manufacturing defects for 90 days from the date of purchase. Any new or rebuilt spare parts or any assembly manufactured by Wheel Horse will be replaced free if found to be defective while in normal usage during the 90 days following the date of purchase. If the spare part or assembly is warranty replacement, our guarantee applies for the duration of the original warranty period or 90 days, whichever is longer.

Drive belts are also guaranteed for 90 days from date of purchase. Batteries and spare parts for engines are guaranteed separately by their manufacturer. This guarantee covers the replacement of defective parts only. All labor, transportation costs and dealer service charges are the responsibility of the owner. All claims must be handled through an authorized Wheel Horse dealer.

Wheel-Horse Products, Inc. reserves the right to change spare part specifications and/or to delete or substitute spare parts at any time without notice and without incurring obligation.

USAGE CODE	TRACTOR MODEL	TRACTOR SERIAL	ENGINE MODEL	ENGINE SERIAL	TRANSMISSION MODEL	HORSE POWER
A	1-0430		K321S -		5062	14
B	1-0435		K321S -		5089*	14
C	1-0440		K341S -		5088*	16
D	1-0460		K301S -		5062	12
E	1-0465		K301S -		5089	12
F	1-0470		K241S -		5087	10
G	1-0475		K241S -		5090*	10

* DENOTES PISTON — PISTON TRANSMISSION



ITEM NO.	PART NO.	DESCRIPTION	MODEL APPLICATION	NO. REQ'D.
1.000 FRAME ASSEMBLY (PLATE 1.1)				
1-01	101794	Frame Assy.	All models	1
	908032-4	Bolt, $\frac{3}{8}$ -16 x $\frac{3}{4}$ Trans.	"	2
	920083-4	Upper Lockwasher, $\frac{3}{8}$ Upper Bolts	"	2
	908033-6	Bolt, Eslok $\frac{3}{8}$ -16 x $\frac{3}{8}$ Trans. Lw.	"	2
	900063-9	Bolt, Carriage $\frac{3}{8}$ -16 x 1 Ft. Hitch	"	3
	915113-6	Nut, Eslok $\frac{3}{8}$ -16	"	3

4.010 TRANSAXLE (PLATE 4.3)

ITEM NO.	PART NO.	DESCRIPTION	5062	5087	5088	5089	5090
4-10	8046	Case RH	1	0	0	0	0
	5956	Case RH	0	1	0	0	1
	102616	Case RH	0	0	1	1	0
	8047	Case LH	1	0	0	0	0
	102987	Case LH	0	0	0	0	1
	5957	Cast LH	0	1	0	0	0
	102617	Cast LH	0	0	1	1	0
	943460	Plug $\frac{1}{2}$ Pipe Oil Drain	1	1	1	1	1
	908143-4	Bolt $\frac{3}{8}$ -16 x 5 Top Center & Front	2	2	2	2	2
	908043-4	Bolt $\frac{3}{8}$ -16 x 3 $\frac{1}{2}$ Lower Rear	1	1	1	1	1
	908040-4	Bolt $\frac{3}{8}$ -16 x 2 $\frac{1}{2}$ Lower Center & Front	2	2	2	2	2
	908039-4	Bolt $\frac{3}{8}$ -16 x 2 $\frac{1}{4}$ Top Rear	1	1	1	1	1
	915113-6	Nut $\frac{3}{8}$ -16 Eslok	6	6	6	6	6
4-11	3915	Pin - Dowel	2	2	2	2	2
4-12	5999	Gasket - Case	1	1	1	1	1
4-13	1532	Bearing - Needle 1" I.D.	4	4	4	4	4
4-14	1533	Bearing - Needle 1 $\frac{1}{2}$ " I.D.	2	2	2	2	1
4-15	1526	Bearing - Needle 1 $\frac{3}{8}$ " I.D.	2	0	2	2	0
	1528	Bearing - Needle 1"	0	2	0	0	2
4-16	6449	Seal - 1 $\frac{1}{8}$ " I.D.	2	0	2	2	0
	100607	Seal - 1" I.D.	0	2	0	0	2
4-17	5959	Seal - Brake Shaft $\frac{1}{2}$ " I.D.	1	1	1	1	1
4-19	8050	End Cap - RH	1	0	0	1	0
	8051	End Cap - LH	1	0	0	1	0
	101621	Case - Differential	0	0	2	0	0
	101053	Case - Differential	0	1	0	0	1
	908138-4	Bolt - Hex $\frac{3}{8}$ -16 x 3 $\frac{1}{4}$	5	0	0	5	0
	908146-4	Bolt - Hex $\frac{5}{16}$ -18 x 3 $\frac{1}{4}$	4	4	0	0	0
	915663-4	Nut - $\frac{3}{8}$ -16 ES	5	0	0	5	0
	915662-4	Nut - $\frac{5}{16}$ -18	0	4	4	0	4
4-21	7202	Axle - Rear - RH	1	0	0	1	0
	7203	Axle - Rear - LH	1	0	0	1	0
	102764	Axle	0	0	2	0	0
	5961	Axle	0	2	0	0	2
4-22	7169	Snap Ring - H.D. Ext.	2	0	2	2	0
	7939	Snap Ring -	0	2	0	0	2
4-23	7199	Washer - Thrust	2	0	0	2	0
4-24	8053	Gear - Axle	2	0	0	2	0
	3908	Gear - Axle	0	2	0	0	2
4-25	7196	Gear - Diff. Ring	1	0	0	1	0
	3906	Gear - Diff. Ring	0	1	0	0	1
	101622	Gear - Diff. Ring	0	0	1	0	0
4-26	7200	Body Core	1	0	0	1	0
	933209	Roll Pin $\frac{1}{4}$ x $\frac{1}{2}$	2	0	0	2	0
4-27	8056	Gear - Diff. Pinion	10	0	0	10	0
	101623	Gear - Diff. Pinion	0	4	8	0	2
4-29	101626	Gear - 44T	1	0	0	0	0
4-30	5963	Gear - 22T	1	1	0	0	0
4-31	5964	Gear - 33T	1	1	0	0	0
4-32	5965	Shaft - 1"	1	1	1	1	1
	936131	Snap Ring 1" Dia.	2	2	2	2	2
	937014	Key #9 Woodruff	2	2	2	2	2
4-33	5966	Park Brake Ass'y	1	1	1	1	1
4-34	5969	Brake Lever Ass'y	1	1	0	0	0
	933152	Roll Pin $\frac{1}{8}$ x $\frac{3}{4}$	1	1	1	1	1

ITEM NO.	PART NO.	DESCRIPTION	5062	5087	5088	5089	5090
4-35	102819	Filter Ass'y	1	1	1	1	1
4-36	5991	Fitting	1	1	1	1	1
	5992	Strainer	1	1	1	1	1
4-38	101847	Dipstick Assembly	1	1	1	1	1
4-39	102273	Nipple $\frac{1}{2}$ x 3 $\frac{1}{2}$	1	1	1	1	1

4.050 HYDROGEAR (PLATE 4.4)

4-51	7880	Hydragear	1	1	0	0	0
	102866	Hydragear	0	0	1	1	1
	908034-6	Bolt $\frac{3}{8}$ -16 x 1 Eslok	3	3	0	0	0
4-52	5955	Gasket - Pump	1	1	0	0	0
4-53	5993	Support - Cam Block	1	1	1	1	1
	911037	Screw $\frac{1}{4}$ -20 x $\frac{1}{4}$ Soc. HD.	3	3	3	3	3
4-54	970026	O - Ring	2	2	2	2	2
4-55	6826	Shim	2	2	2	2	2
4-56	972116	O - Ring	1	1	1	1	1
4-57	5994	Arm - Cam Follower	1	1	0	0	1
	102787	Arm - Cam Follower	0	0	1	1	0
	933269	Roll Pin $\frac{1}{4}$ x 1 $\frac{1}{4}$	1	1	1	1	1
4-58	5995	Eccentric Cam Follower	1	1	1	1	1
	909849-5	Set Screw $\frac{1}{4}$ -20 x $\frac{5}{16}$ Nyllok	1	1	1	1	1
4-59	5996	Cam	1	1	1	1	1
4-60	5998	Plate - Tension	2	2	2	2	2
	910777-4	Screw #8-32 Pan Head	2	2	2	2	2
	920078-4	Lockwasher #8	2	2	2	2	2
	920229-4	Washer 188 I.D. x .31 O.D.	2	2	2	2	2
4-61	7266	Valve - By Pass	1	0	0	0	0
	933196	Roll Pin $\frac{3}{16}$ x 2	1	0	0	0	0
4-62	971113	O - Ring	2	0	0	0	0
4-63	7268	Ring - Back Up	1	0	0	0	0
4-64	7267	Plug	1	0	0	0	0
4-66	6444	Ass'y Dampening Valve & Ring	1	0	0	0	0
	970118	O - Ring	2	0	0	0	0
	971015	O - Ring	2	0	0	0	0
4-67	7054	Ass'y Piston & Sleeve (Matched)	2	0	0	0	0
	971018	O - Ring	2	0	0	0	0
4-68	7264	Spring - Relief Valve	2	0	0	0	0
4-69	7052	Spring - Relief Valve	2	0	0	0	0
4-70	7051	Seat - Spring	2	0	0	0	0
4-71	7050	Cone - Relief Valve	2	0	0	0	0
4-72	7049	Sleeve	2	0	0	0	0
	971017	O - Ring	2	0	0	0	0
4-73	7752	Plug	7	0	0	0	0
	973310	O - Ring	7	0	0	0	0
4-74	7753	Spring - Check Valve	2	0	0	0	0
4-75	7754	Valve - Check Valve	2	0	0	0	0
4-76	7755	Spring - Charge Pump Valve	1	0	0	0	0
4-77	7756	Cone - Relief Valve	1	0	0	0	0
4-78	6631	Spring - Imp. Valve	1	0	0	0	0
4-79	943462	Plug - Pipe $\frac{1}{2}$ -14 Soc. HD.	1	0	0	0	0
4-80	7877	Seal - Pump Shaft	1	0	0	0	0

HYDROGEAR SERVICE PARTS (PLATE 4.5)

4-100	7752	Plug			1	0	0
4-101	937310	O - Ring			4	0	0
4-102	943462	Plug			0	1	1
4-103	103467	Plug - Hex $\frac{5}{16}$ -18			0	2	2
4-104	103456	Ball			3	2	2
4-105	103455	Spring - Chg. Rel. Valve			1	1	1
4-106	103645	Plug			1	1	1
4-107	7756	Cone			1	1	1
4-108	103460	Valve - By Pass			1	1	1
4-109	103457	Spring			2	2	2
4-110	103458	Plug - Check Valve			2	2	2
4-111	971012	O - Ring			1	1	1
4-112	103459	Ring - Back Up			1	1	1
4-113	103461	Seal - Lip			2	2	2
4-114	103462	Washer - Trunnion			2	2	2
4-115	103463	Ring - Retaining			2	2	2
4-116	7877	Seal			2	2	2
4-117	103588	Sleeve			2	2	2
4-118	103589	Spring			2	2	2

Plate 1.1

FRAME

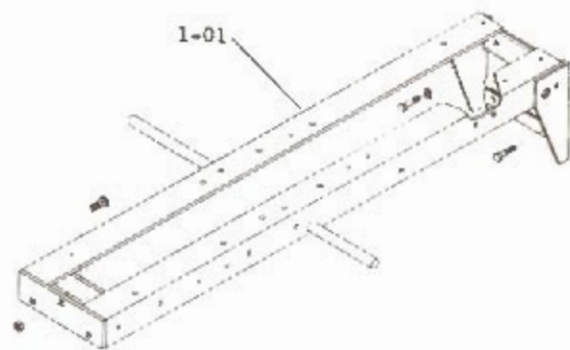


Plate 4.4

HYDROGEAR

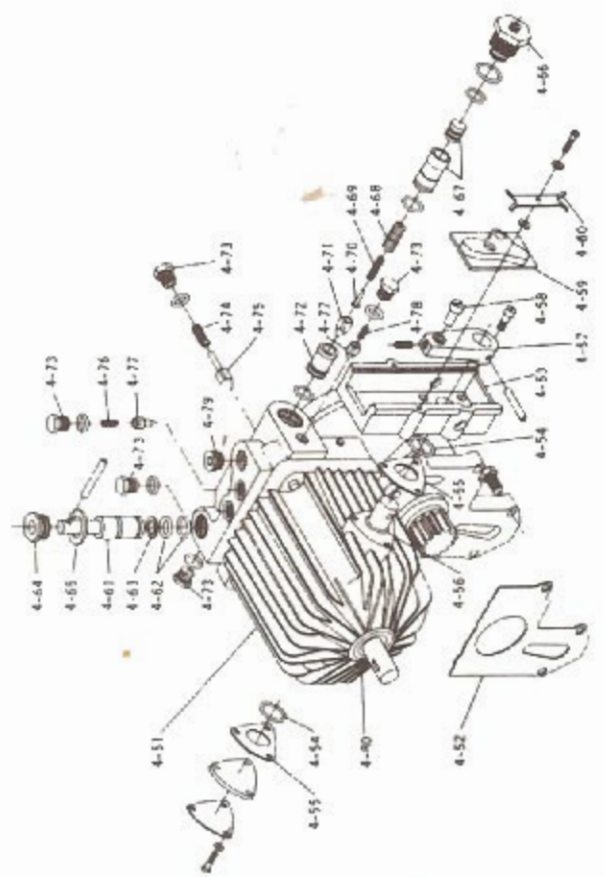
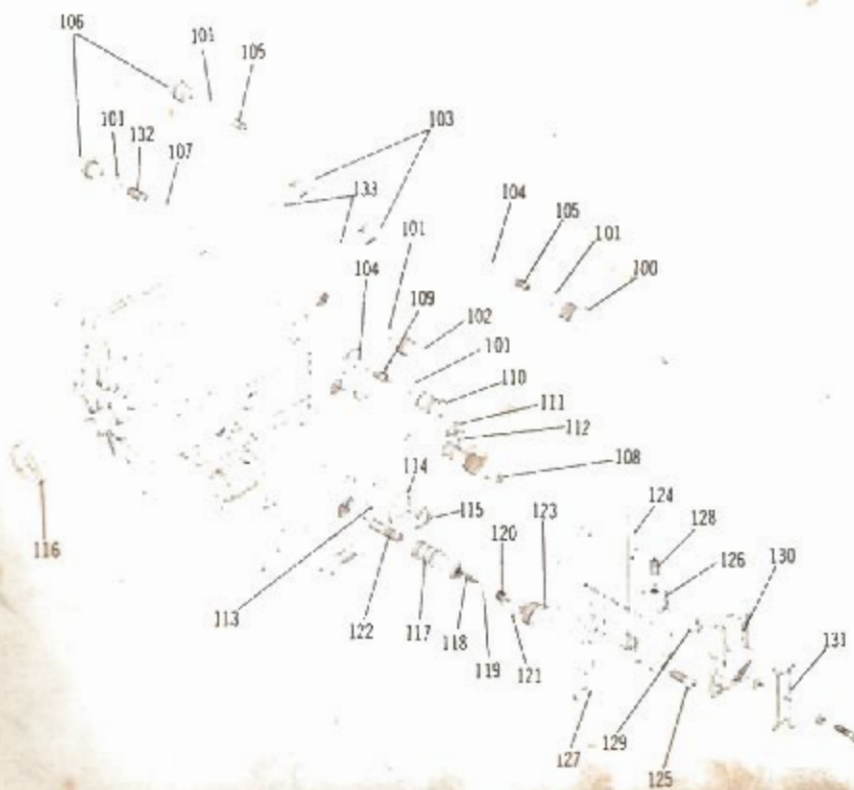


Plate 4.5

HYDRO GEAR SERVICE PARTS



ITEM NO.	PART NO.	DESCRIPTION	5088	5089	5090
4-119	103590	Ball	2	2	2
4-120	103591	Valve	2	2	2
4-121	973190	O - Ring	2	2	2
4-122	103592	Spring - Ac. Valve	1	1	1
4-123	103593	Plug - Hex	1	1	1
4-124	5993	Support - Cam Block	1	1	1
4-125	911037	Screw - Soc. HD. $\frac{1}{4}$ -20 x $\frac{3}{2}$	3	3	3
4-126	5954	Arm - Cam Follower	1	1	1
4-127	933269	Roll Pin $\frac{1}{4}$ x $1\frac{1}{4}$	1	1	1
4-128	909849-5	Set Screw - $\frac{1}{4}$ -20 x $\frac{1}{2}$	1	1	1
4-129	5995	Eccentric - Cam Follower	1	1	1
4-130	5996	Cam	1	1	1
4-131	5998	Plate - Tension	2	2	2
	910777-4	Screw \pm 8-32 x $\frac{1}{2}$ P.H.	2	2	2
	920078-4	Lockwasher #8	2	2	2
	920229-4	Washer .188 I.D. x .31 O.D.	2	2	2
4-132	103464	Spring	1	1	1
4-133	973370	O - Ring	1	1	1
	971018	O - Ring - Pump to Motor	2	2	2
	103184	Ring - Back Up Pump to Motor	2	2	2
	971015	O - Ring - Pump to Motor	2	2	2

5.000 FRONT AXLE AND STEERING (PLATE 5.2)

5-01	5638	Axle Assy. - Front	All models		1
	1030	Fitting - Grease	"		2
	1481	Fitting - Grease	"		1
5-02	6216	Pin and Plate Assy.	"		1
	908015-4	Bolt, $\frac{5}{16}$ -18 x $\frac{1}{2}$	"		1
	920082-4	Lockwasher, $\frac{5}{16}$	"		1
5-03	5630	Spindle Assy. R.H.	"		1
	5631	Spindle Assy. L.H.	"		1
	5618	E-Ring	"		3
5-11	102592	Ball Joint Assy. R.H.	"		1
	102593	Ball Joint Assy. L.H.	"		1
	915002-6	Nut, Eslok $\frac{3}{4}$ -24	"		4
5-16	6472	Bearing and Housing	"		2
	908034-4	Bolt, $\frac{3}{8}$ -16 x 1	"		2
	915113-6	Nut, Eslok $\frac{3}{4}$ -16	"		1
5-17	6469	Shaft Assy., Lower Steering	"		1
	5210	Washer, Shim (.015)	"		1
	1278	Washer, Shim (.050)	"		1
	932035-4	Cotter Pin, $\frac{1}{4}$ x $1\frac{1}{4}$	"		1
5-20	7896	Washer, Spring	"		1
5-25	6396	Support Assy., Lower Steering	"		1
	908035-4	Bolt, $\frac{3}{8}$ -16 x $1\frac{1}{4}$	"		2
	915113-6	Nut, $\frac{3}{8}$ -16 Eslok	"		2
	1030	Fitting - Grease	"		1
5-26	6397	Bushing, Lower Shaft	"		1
5-28	101442	Bushing, Steering Column	"		1
5-32	102862	Shaft Assy., Upper Steering	"		1
5-33	1085	Collar, Set	"		1
	909848-5	Set Screw, $\frac{1}{4}$ -20 x $\frac{1}{4}$ Nylok	"		1
5-35	7468	Collar, Steering	"		1
5-39	102715	Wheel, Steering	"		1
	933221	Pin Spiral $\frac{1}{4}$ x 2	"		1
	7896	Washer, Bowed	"		1
5-44	102856	Insert, Steering Wheel	"		1

6.050 BRAKE CLUTCH SPEED CONTROL LINKAGE (PLATE 6.5)

6-08	100634	Handle - Parking Brake	All models		1
6-09	8693	Knob - Plain Bolt Hole	"	AR	
	8722	Knob - #10-24 Thread	"	AR	
	910797-4	Screw, #10-24 x $1\frac{1}{4}$ Pan Head	"	AR	

ITEM NO.	PART NO.	DESCRIPTION	MODEL APPLICATION	NO. REQ'D.
6-14	1230	Spring	All models	1
	908003-4	Bolt, $\frac{1}{4}$ -20 x $\frac{3}{4}$ Spring Anchor	"	1
	915111-6	Nut, $\frac{1}{4}$ -20 Nylok	"	1
6-20	102747	Pedal	"	1
6-21	6254	Bushing - Pedal	"	2
6-22	1085	Collar	"	1
	909848-5	Set Screw, $\frac{1}{4}$ -20 x $\frac{1}{4}$ Nylok	"	1
6-22A	7896	Washer, Spring	"	1
6-22B	979207-4	Spacer (Split)	"	1
6-22C	4064	Spacer	"	1
6-23	6113	Assy. - Rod - Neutral	"	1
	932017-4	Cotter Pin, $\frac{1}{8}$ x 1	"	1
	933503-4	Hairpin Cotter	"	2
6-26	6130	Assy. - Idler Arm	"	1
	920011-4	Washer, $\frac{1}{2}$ SAE	"	1
	908003-4	Bolt, $\frac{1}{4}$ -20 x $\frac{3}{4}$ Idler Arm Stop	"	1
	915234-4	Nut, $\frac{1}{4}$ -20 Jam	"	1
	920081-4	Lockwasher, $\frac{1}{4}$	"	1
6-29	7434	Pulley - Idler	"	1
	911404-4	Bolt, $\frac{3}{8}$ -16 x $1\frac{3}{8}$	"	1
6-30	7435	Spacer	"	1
6-32	9170	Spring	"	1
6-42	7879	Bushing	"	AR
6-43	7474	Assy. - Lever - Brake	"	1
	920011-4	Washer, $\frac{1}{2}$ SAE	"	1
	920009-4	Washer, $\frac{3}{8}$ SAE	"	1
	932001-4	Cotter Pin, $\frac{1}{8}$ x $\frac{3}{4}$	"	1
	5701	E-Ring	"	1
6-50	103053	Assy. - Cam Control	"	1
6-51	102891	Knob	"	1
6-52	103051	Rod	"	1
	103087	Spring	"	1
	933165	Roll Pin $\frac{3}{32}$ x $\frac{3}{8}$	"	1
	933179	Roll Pin $\frac{3}{32}$ x 2	"	1
6-53	MW-2195	Bushing - Bronze	"	1
6-54	6127	Pin - Cam Block	"	1
	915113-6	Nut, $\frac{3}{8}$ -16 Nylok	"	1
6-55	7604	Assy. - Rod - Cam Pivot	"	1
	937007	Key, $\frac{1}{8}$ x $\frac{1}{2}$ Woodruff	"	1
	926694-4	$\frac{3}{16}$ -18 x $\frac{3}{8}$ S.T.	"	1
6-56	7599	Collar - Friction	"	1
6-57	7601	Collar - Bracket Pivot	"	1
6-58	7600	Cone - Friction	"	1
6-59	7602	Spring - Friction	"	1
	920011-4	Washer, $\frac{1}{2}$ SAE	"	2
	7879	Bushing	"	1
6-60	7603	Collar - Friction Adjusting	"	1
	915241-4	Nut, $\frac{3}{4}$ -10 Jam	"	1
6-61	6142	Plate - Cam - Neutral	"	1
6-62	6143	Spacer - Cam Plate	"	1
6-63	5983	Bushing - Nylon	"	1
6-64	3765	Washer, $\frac{1}{2}$ " Dia. Special	"	1
	908035-4	Bolt, $\frac{3}{8}$ -16 x $1\frac{1}{4}$	"	1
	915113-6	Nut, $\frac{3}{8}$ -16 Nylok	"	1
	920009-4	Washer, $\frac{3}{8}$	"	1
6-79	5701	E-Ring - $\frac{1}{2}$ " Shaft	"	AR

7.000 HITCH ASSEMBLIES (PLATE 7.1)

7-01	102639	Latch - Mid	All models	1
7-12	101711	Hitch - Front	"	1
7-13	101741	Latch Assy. - Hitch	"	1
7-14	101750	Rod, Latch Pivot	"	1
7-15	101751	Rod, Lock	"	1
	100398	E-Ring - $\frac{3}{8}$	"	5
7-16	101707	Lock	"	1
7-17	8616	Spring	"	1
7-18	3680	Cap	"	1
7-20	1644	Hitch	"	1

Plate 5.2 FRONT AXLE AND STEERING

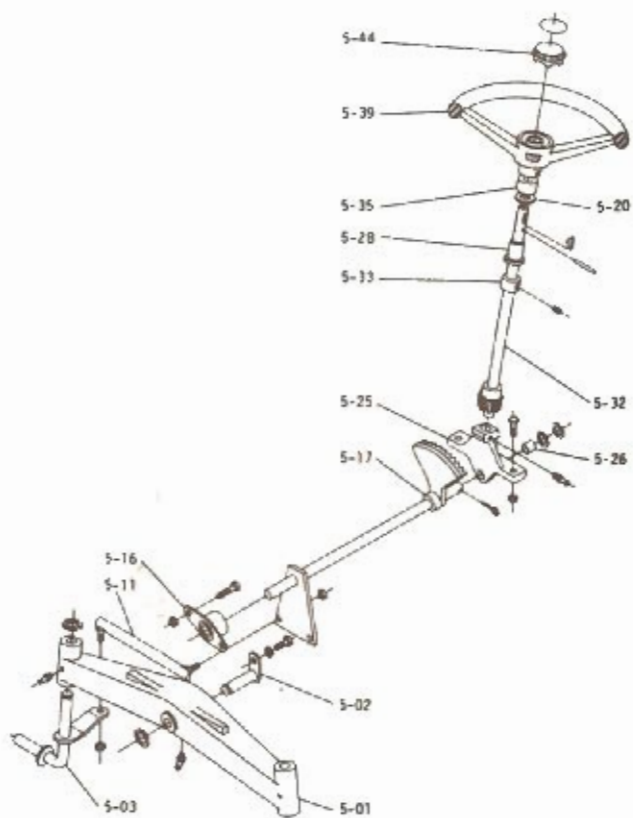


Plate 6.5 BRAKE, SPEED CONTROL LINKAGE

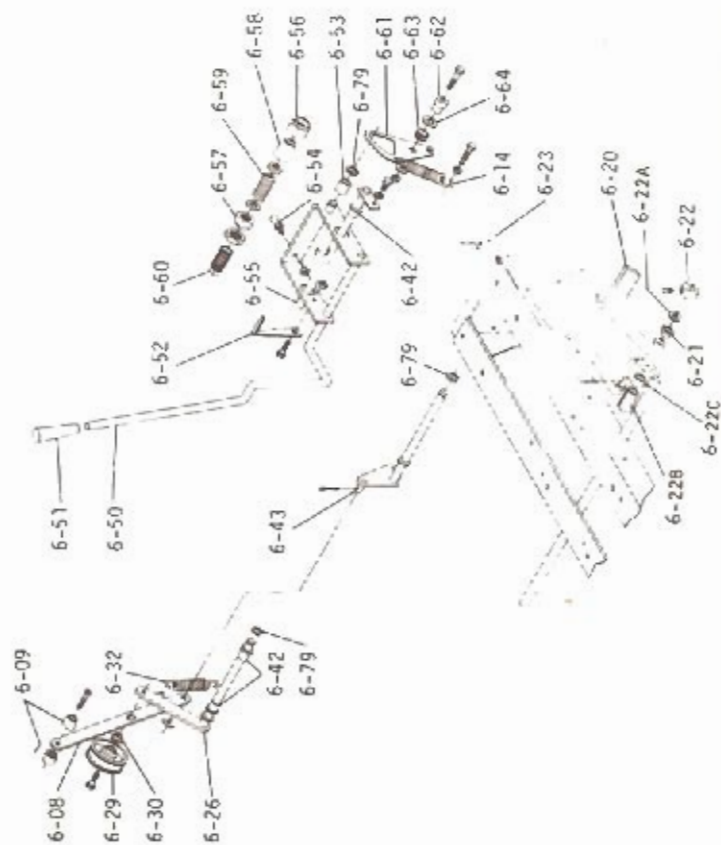
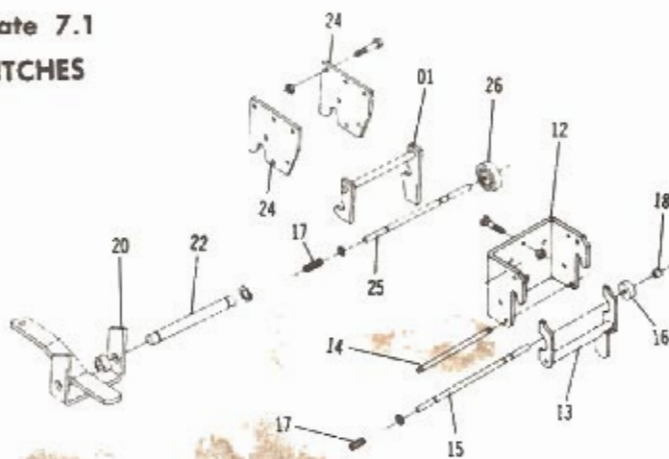


Plate 7.1
HITCHES



ITEM NO.	PART NO.	DESCRIPTION	MODEL APPLICATION	NO. REQ'D.
7-22	1647	Pin — Hitch Mounting	All models	1
	979120-4	Spacer	"	2
	936125	Snap Ring, $\frac{3}{4}$ Shaft	"	2
	1813	Tool Pin	"	1
7-24	102644	Plate — R.H. & L.H.	"	2
7-25	102672	Rod — Lock	"	1
7-26	101017	Lock	"	1
	908034-4	Bolt — Hex $\frac{3}{8}$ -16 x 1	"	4
	915113-6	Nut — Hex $\frac{3}{8}$ -16	"	4

7.030 LIFT LINKAGE (PLATE 7.2)

ITEM NO.	PART NO.	DESCRIPTION	MODEL APPLICATION	NO. REQ'D.
7-30	5448	Lift Lever Assy.	ABDEFG	1
	933506-4	Hairpin Cotter, Mounting Block	"	1
	908015-4	Bolt, $\frac{3}{16}$ -18 x $\frac{1}{2}$ Mounting	"	3
	920082-4	Lockwasher, $\frac{3}{16}$	"	3
7-31	3680	Cap — Rod End	"	2
7-32	6542	Grip — Handle	"	1
7-33	3624	Spring	"	1
7-35	3578	Guide — Plunger Rod	"	1
7-36	5449	Plunger Rod	"	1
7-37	4438	Plunger	"	1
	933168	Roll Pin, $\frac{3}{32}$ x $\frac{13}{16}$	"	1
7-38	102797	Plug	"	1
7-40	5640	Quadrant	"	1
7-41	2179	Rod — Height Control	"	1
7-42	5260	Knob — Height Control	"	1
	926715-4	Bolt, $\frac{1}{8}$ -16 x $\frac{3}{8}$ S.T.	"	2
7-43	8277	Conduit Assy.	"	1
7-56	102373	Lift Bar Assy.	"	1
7-57	6229	Bearing	"	1
	5701	E-Ring $\frac{1}{2}$ "	"	1
7-58	102385	Rod, Lift	"	1
7-59	6739	Trunnion	"	1
	933504-4	Hairpin Cotter	"	1
	937008-4	Cotter Pin, $\frac{3}{32}$ x $\frac{3}{4}$	"	1
	915663-4	Nut, $\frac{3}{8}$ -16 E.S.	"	1

7.060 HYDRAULIC LIFT LINKAGE (PLATE 7.6)

ITEM NO.	PART NO.	DESCRIPTION	MODEL APPLICATION	NO. REQ'D.
7-60	6615	Assy. — Lift Arm	C	1
	933506-4	Hairpin Cotter	"	1
7-61	6629	Arm — Height Indicator	"	1
	908017-4	Bolt, $\frac{3}{16}$ -18 x $\frac{3}{4}$	"	1
	920008-4	Washer, $\frac{3}{16}$ SAE	"	1
	920082-4	Lockwasher, $\frac{3}{16}$	"	1
7-62	6628	Plate — Indicator	"	1

8.000 SHEET METAL AND COVERS (PLATE 8.2)

ITEM NO.	PART NO.	DESCRIPTION	MODEL APPLICATION	NO. REQ'D.
8-01	9699	Hood Assy.	All models	1
8-05	101732	Bracket — Grille Pivot — R.H.	"	1
	101733	Bracket — Grille Pivot — L.H.	"	1
	900037-4	Bolt, $\frac{3}{16}$ -18 x $\frac{3}{4}$ Carriage	"	4
	915112-6	Nut, $\frac{3}{16}$ -18 Eslök	"	4
8-06	101710	Rod — Pivot	"	1
	100398	Ring, Retainer	"	2
8-06A	101850	Rod — Hood Stop	"	1
	932000-4	Cotter Pin, $\frac{1}{16}$ x $\frac{1}{2}$	"	2
8-07	5667	Bumper — Rubber	"	2
8-09	5467	Lever — Hood Latch	"	1
	933182	Roll Pin, $\frac{3}{16}$ x $\frac{5}{8}$	"	1
8-10	5469	Knob — Hood Latch	"	1
8-11	5468	Roller — Steel	"	2
8-12	5522	Rod — Hood Latch	"	1
	5466	Speed Nut, $\frac{1}{4}$ Push On $\frac{1}{2}$ Dia.	"	2
	915932-4	Nut — Hi Crown	"	2
8-15	5438	Ornament — Hood	"	1
	5437	Speed Nut, $\frac{1}{8}$ Dia. Push On	"	2
	100646	Washer, Rubber	"	2

ITEM NO.	PART NO.	DESCRIPTION	MODEL APPLICATION	NO. REQ'D.
8-16	7416	Plate — Escutcheon	All models	1
	7721	Clip	"	4
	100646	Washer Rubber	"	4
8-30	102800	Hoodstand Assy.	"	4
	908034-4	Bolt, $\frac{3}{8}$ -16 x 1 To Frame	"	4
	915113-6	Nut, $\frac{3}{8}$ -16 Eslök	"	4
8-32	6825	Cover — Dust	"	1
	908017-4	Bolt, $\frac{3}{16}$ -18 x $\frac{3}{4}$	"	2
	915112-6	Nut, $\frac{3}{16}$ -18 Eslök	"	2
8-35	102936	Plate — Cover — Instructions	"	1
8-36	103049	Plate — Back Up	"	1
	101410	Screw, Special	"	4
	MW-4475	Clip	"	4
8-37	5450	Housing — Control Panel	"	1
	960152-4	Bolt, $\frac{1}{4}$ -20 x $\frac{5}{8}$ Whizlock	"	4
	915111-6	Nut, $\frac{1}{4}$ -20 Eslök	"	4
8-40	102864	Panel — Dash	"	1
8-41	101841	Plate — Backup	"	1
	5442	Speednut #10-16 Tinnerman	"	4
	102168	Screw S.T. 10-16 x $\frac{3}{4}$ "	"	4
8-44	5606	Tape — Hood Insulation	"	AR
8-45	100499	Support — Fuel Tank	"	1
	926720-4	Screw $\frac{3}{16}$ -18 x $\frac{3}{4}$ S.T.	"	4
	3023	Clip	"	AR
8-47	101344	Bracket Instrument	"	1
	MW-4475	Clip Tinnerman $\frac{1}{4}$ -20	"	2
	960151-4	Bolt, Whizlock $\frac{1}{4}$ -20 x $\frac{1}{2}$	"	2
8-71	102370	Fender	"	1
8-80	7879	Bushing — Bronze	"	2
8-81	4937	Spacer	"	2
	908033-4	Bolt, $\frac{3}{8}$ -16 x $\frac{3}{8}$	"	2
	915113-4	Nut, $\frac{3}{8}$ -16 Eslök	"	2
	920009-4	Washer, $\frac{3}{8}$ — SAE	"	2
	9101	Spacer	"	2
	900038-4	Bolt — Car. $\frac{3}{16}$ -18 x 1	"	2
8-83	6110	Tool Box	"	1
	908032-4	Bolt, $\frac{3}{8}$ -16 x $\frac{3}{4}$	"	4
	920083-4	Lockwasher, $\frac{3}{8}$	"	4
8-84	7464	Latch — Fender	"	1
8-85	MW-8863	Spring — Latch	"	1
	5977	Bushing	"	1
	7617	Pin, $\frac{3}{16}$ Rod End	"	1
	932008-4	Cotter Pin, $\frac{3}{32}$ x $\frac{3}{4}$	"	1
8-86	7616	Bracket — Fender Latch	"	1
	908005-4	Screw, $\frac{1}{4}$ -20 x 1	"	2
	915111-6	Nut, $\frac{1}{4}$ -20 Eslök	"	2
8-90	7463	Bracket — Foot Rest	"	1
	926694-4	Screw $\frac{3}{16}$ -18 x $\frac{5}{8}$ S.T.	"	2
8-91	102798	Footrest — R.H.	"	4
	102799	Footrest — L.H.	"	1
	908017-4	Bolt, $\frac{3}{16}$ -18 x $\frac{3}{4}$ To Bracket	"	1
	915662-4	Nut, $\frac{3}{16}$ -18 E.S.	"	4
	960175-4	Bolt, $\frac{3}{16}$ -18 x $\frac{1}{2}$ To Belt Guard	"	3
8-92	7456	Bracket — Footrest Anchor	"	2
	900037-4	Bolt, $\frac{3}{16}$ -18 x $\frac{3}{4}$ Carriage	"	2
	915662-4	Nut, $\frac{3}{16}$ -18 E.S.	"	2
8-93	102788	Pad — Foot Rest R.H.	"	1
	102789	Pad — Footrest L.H.	"	1
8-94	102248	Bracket — Fender (Front)	"	1
	900037-4	Bolt, $\frac{3}{16}$ -18 x $\frac{3}{4}$ Carriage	"	2
	915112-6	Nut, $\frac{3}{16}$ -18 Eslök	"	2
	5667	Bumper, Rubber	"	2
8-95	102249	Bracket — Fender Hinge	"	1
8-100	7436	Belt Guard Assy.	"	1
	908045-4	Bolt, $\frac{3}{16}$ -14 x $\frac{3}{4}$ Eng. Mount	"	1
	908032-4	Bolt, $\frac{3}{16}$ -16 x $\frac{3}{4}$	"	1
	920084-4	Lockwasher $\frac{3}{16}$	"	1
	920040-4	Washer $\frac{3}{16}$	"	1
8-101	102810	Cannel — Wire	"	1
	9690	Spacer	"	1

Plate 7.2

LIFT LINKAGE

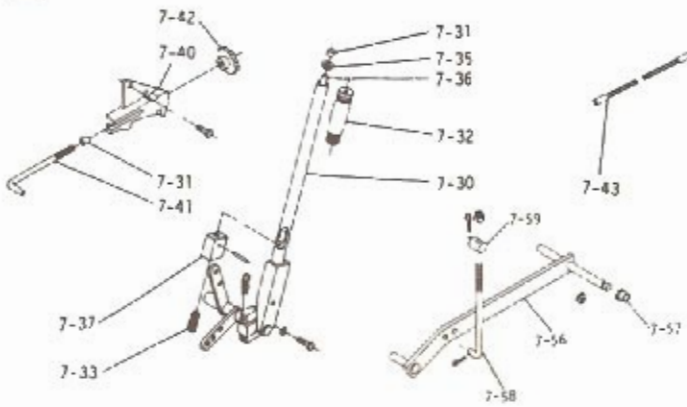


Plate 7.6

HYDRAULIC LIFT LINKAGE

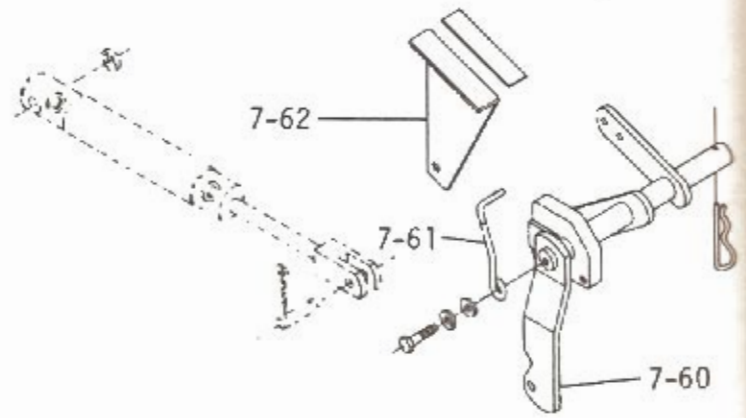


Plate 8.2

SHEET METAL AND COVERS

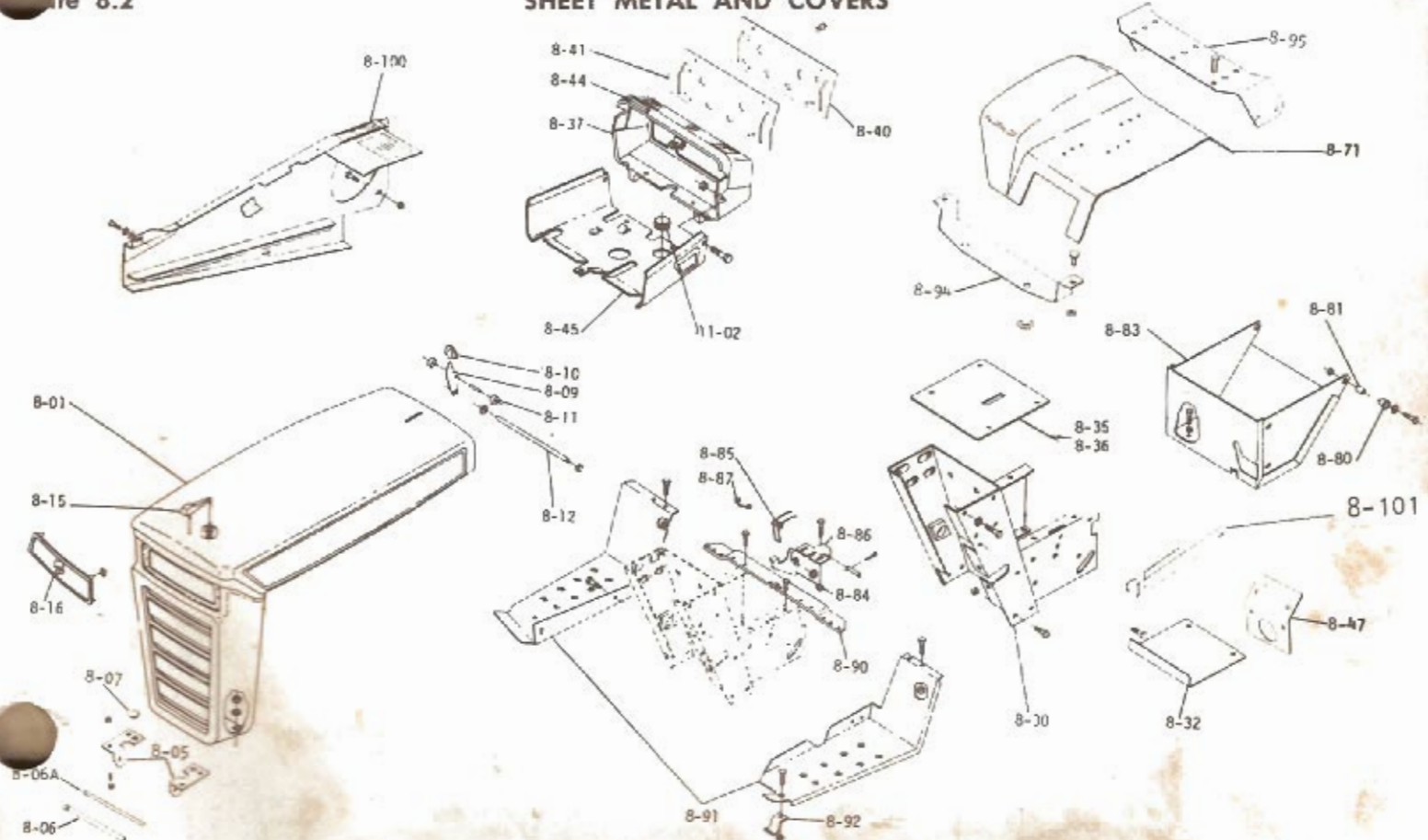


Plate 9.1

ENGINE

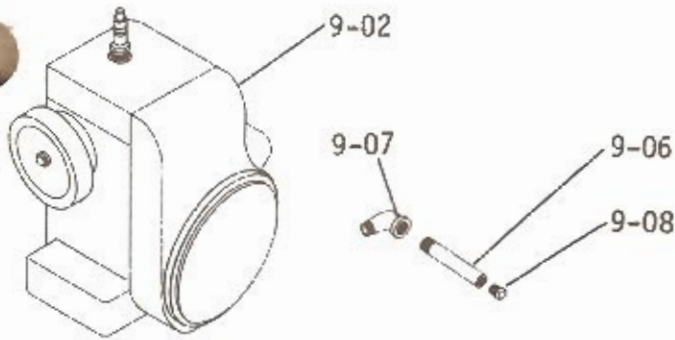


Plate 11.2 LIGHTS & CIGAR LIGHTER

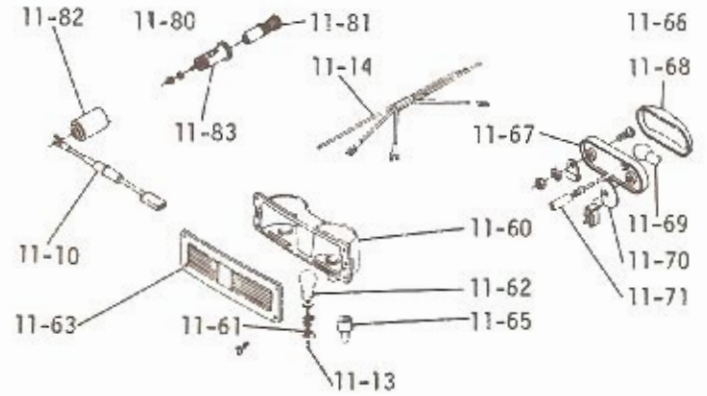


Plate 10.1

FUEL AND EXHAUST SYSTEM

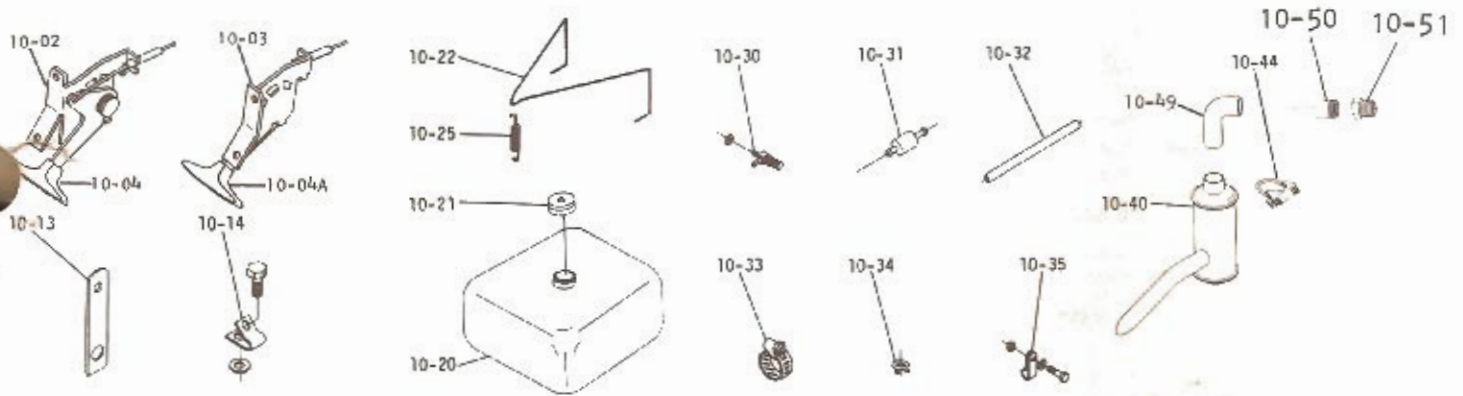
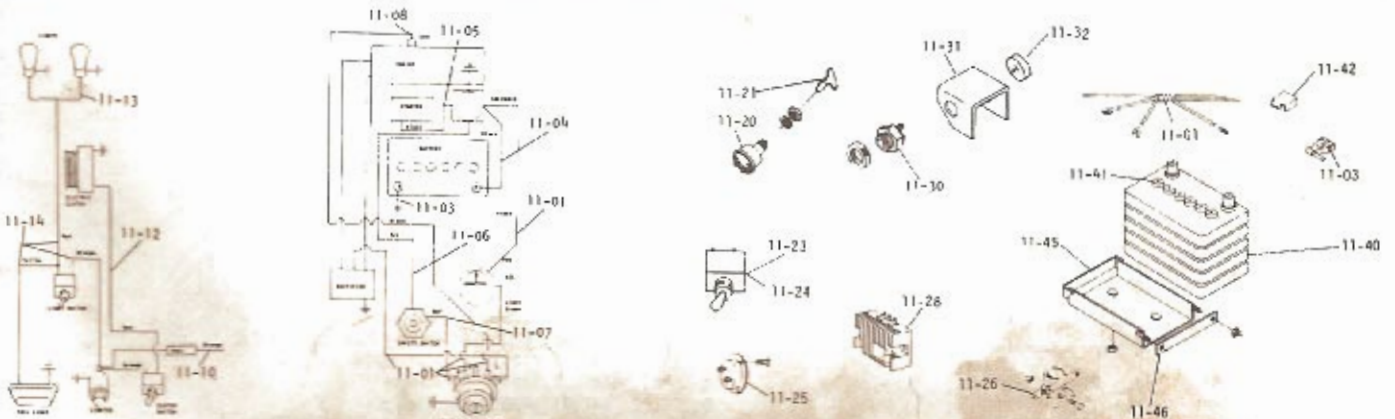


Plate 11.1

ELECTRICAL SYSTEM



ITEM NO.	PART NO.	DESCRIPTION	MODEL APPLICATION	NO. REQ'D.
12.000 HYDRAULIC SYSTEM (PLATE 12.1)				
12-01	103204	Assy. — Valve — Hydraulic	C	1
N.S.	7788	Seal and Ring Kit — Valve Repair	"	1
12-02	6622	Lever — Valve	"	1
12-03	6623	Grip — Lever — Valve	"	1
	933505-4	Hairpin, Lever to Valve	"	1
12-04	102632	Support — Valve	"	1
	908006-4	Bolt, $\frac{1}{4}$ -20 x $1\frac{1}{2}$ Support to Valve	"	2
	915111-6	Nut, $\frac{1}{4}$ -20 Eslok	"	2
	103209	Decal	"	1
12-10	6618	Assy. — Cylinder — Hydraulic	"	1
12-11	6619	Pin — Cylinder/Linkage	"	1
	932017-4	Cotter Pin, $\frac{1}{8}$ x 1	AR	1
12-12	4064	Spacer — Cylinder Mount	"	1
12-20	101420	Hose — Hydr. 29" to Trans. Top	"	1
12-21	101421	Hose — Hydr. 20" to Trans. Rear	"	1
12-22	101422	Hose — Hydr. 14 $\frac{1}{2}$ " to Cyl. Front	"	1
12-23	101423	Hose — Hydr. 11 $\frac{1}{2}$ " to Cyl. Rear	"	1
	973310	O-Ring (.414 I.D. x .072)	AR	1
12-24	100571	Tie — Hose Hold Down	AR	1
12-25	102613	Plug — Adapter	"	1

12.000 HYDRAULIC SYSTEM (PLATE 12.2)

12-26	103204	Assy. — Valve — Hydraulic	C	1
	7788	Seal and Ring Kit — Valve Repair	"	1
12-27	102892	Knob — Valve	"	1
	960154-4	Bolt — Hex $\frac{1}{4}$ -20 x $\frac{3}{8}$	"	1
12-28	6620	Support — Valve	"	1
	908007-4	Bolt, $\frac{1}{4}$ -20 x $1\frac{1}{2}$ Support to Valve	"	2
	915111-6	Nut, $\frac{1}{4}$ -20 Eslok	"	1
12-29	6618	Assy. — Cylinder — Hydraulic	"	1
12-30	6619	Pin — Cylinder/Linkage	"	1
	932017-4	Cotter Pin, $\frac{1}{8}$ x 1	AR	1
12-31	4064	Spacer — Cylinder Mount	"	1
12-32	103213	Hose — Hydr. 16" to Trans. Top	"	1
	103214	Hose — Hydr. 19" to Trans. Rear	"	1
	101422	Hose — Hydr. 14 $\frac{1}{2}$ " to Cyl. Front	"	1
	101423	Hose — Hydr. 11 $\frac{1}{2}$ " to Cyl. Rear	"	1
	973310	O-Ring (.414 I.D. x .072)	AR	1
12-33	100571	Tie — Hose Hold Down	AR	1

13.000 WHEELS AND TIRES (PLATE 13.1)

13-01	9791	Wheel & Tire Assy. — Front	All	2
13-02	5432	Wheel & Tire Assy. — Rear	ABDE	2
	100969	Wheel & Tire Assy. — Rear	FG	2
13-03	9652	Wheel & Bearing Assy. — Front	All	2
13-04	5433	Wheel — 12 x 7 JA	"	2
	5435	Valve — Tubeless Tire	"	4
13-05	9792	Tire 16 x 6.50-8 Front	"	2
13-06	5434	Tire 9 x 12 Rear	"	2
13-07	5512	Tube 16 x 6.50-8 (Service Only)	"	2
13-08	7007	Tube 23 x 8.50-12 (Service Only)	ABDEFG	2
13-11	4999	Bearing — Ball Front Wheel	All	2
	908033-6	Bolt, $\frac{3}{8}$ -16 x $\frac{3}{8}$	"	2
	2844	Washer	"	2
	1278	Washer (.050")	"	2
	5210	Washer (.015")	"	2
13-15	6465	Hub, Wheel (5 Bolt)	"	2
	909554	Set Screw $\frac{3}{8}$ -16 x 1 — Sq. Hd.	"	2
	915236-4	Nut — Hex $\frac{3}{8}$ -16 Jam	"	2
	937022	Key — Woodruff #15	"	2
13-16	1004	Lug Bolt	"	10
13-21	7747	Hub Cap	"	2

ITEM NO.	PART NO.	DESCRIPTION	MODEL APPLICATION	NO. REQ'D.
14.000 DRIVE BELTS AND PULLEYS (PLATE 14.1)				
14-01	7478	V-Belt — Drive	All	1
14-03	7443	Pulley — Engine Main Drive	"	2
	8006	Key, $\frac{1}{4}$ x $\frac{1}{4}$ x $3\frac{1}{8}$	ABCDE	1
	6507	Key, $\frac{1}{4}$ x $\frac{1}{4}$ x $\frac{1}{2}$	FG	1
	909862-5	Set Screw, $\frac{3}{16}$ -18 x $\frac{3}{16}$	All	2
14-10	7446	Pulley — Trans. Main Drive	ADF	1
	937221	Key, # 6 Woodruff $\frac{3}{32}$ x $\frac{3}{8}$	"	1
	909862-6	Set Screw, $\frac{3}{16}$ -18 x $\frac{3}{16}$ Nylok	"	1
	103043	Pulley, Trans.	BCEG	1
	2844	Washer, $\frac{3}{4}$ Special	ABCDEG	1
	908034-6	Bolt, $\frac{3}{8}$ -16 x 1 Nylok	"	1
	5951	Washer, Double "D"	"	1

14.040 P. I. O. CLUTCH (PLATE 14.2)

14-40	101473	Assy. — Electric Clutch	ABCDE	1
	908200-4	Bolt, $\frac{3}{16}$ -20 x $2\frac{1}{4}$	"	1
	920734-4	Washer, Clutch	"	1
	920123-5	Lockwasher, $\frac{3}{16}$ Ext. Tooth	"	1
14-42	101490	Assy. — Housing and Pulley	"	1
14-43	101491	Assy. — Field and Bearing	"	1
	931121-4	Pin, Rod End — To Bracket	"	1
	933504-4	Hairpin Cotter	"	1
14-44	101787	Assy. — Bracket — Clutch	"	1
	908046-4	Bolt, $\frac{1}{2}$ -14 x 1	"	1
	920010-4	Washer, $\frac{3}{16}$ SAE	"	1
	920084-4	Lockwasher, $\frac{3}{16}$	"	1
	8519	Clip, Wire	"	1

14.050 MANUAL P.T.O. (PLATE 14.3)

14-53	6655	Clutch Plate & Facing Assy.	FG	1
	6656	Plate — Clutch	"	1
	4365	Facing	"	1
	6657	Rivet	"	6
14-54	6935	Race, Bearing	"	1
14-55	6659	Retainer, Bearing Race	"	2
	960151-4	Bolt, $\frac{1}{4}$ -20 x $\frac{1}{2}$ Whitlock	"	4
14-56	6663	Seal	"	1
14-57	6662	Bearing	"	1
14-58	9209	Housing — Clutch & Pulley	"	1
14-59	5196	Bearing, Ball	"	1
14-60	936032	Snap Ring, 1 $\frac{3}{4}$ Bore	"	1
14-61	933506-4	Hairpin Cotter	"	1
14-62	936125	Snap Ring, $\frac{3}{4}$ Shaft	"	2
14-75	102872	Shaft — Clutch	"	1
14-76	102938	Rod — Housing	"	1
14-77	933172	Spiral Pin $\frac{3}{32}$ x $1\frac{1}{8}$	"	2
14-78	102941	Clevis	"	1
14-79	102956	Pin	"	1
14-80	909880-5	Set Screw $\frac{3}{8}$ -16 x $\frac{3}{8}$	"	1
14-81	103078	Bracket — Engine	"	1
14-82	920084-4	Lockwasher, $\frac{3}{16}$	"	1
14-83	102943	Plate	"	1
14-84	102704	Spacer	"	1
14-85	908046-4	Bolt — Hex $\frac{3}{8}$ -16 x 1	"	1
14-86	102809	Nut Flange	"	1
14-87	102937	Rod — Clutch	"	1
14-88	101161	Trunnion	"	1
14-89	932016-4	Cotter Pin $\frac{1}{8}$ x $\frac{3}{4}$	"	2
14-90	933505-4	Hairpin	"	1
14-91	1230	Spring	"	1
14-92	102944	Clutch Lever Assy.	"	1
14-93	102964	Spacer	"	1
14-94	7879	Bushing	"	2
14-95	5701	E-Ring $\frac{1}{2}$ Shaft	"	1
14-96	9038	Grip	"	1
14-97	920011-4	Washer $\frac{1}{2}$	"	1
14-98	3765	Washer — Shim	"	1
14-99	102870	Support	"	1
14-100	903035-4	Bolt — Hex $\frac{3}{8}$ -16 x $1\frac{1}{4}$	"	2
14-101	915113-6	Nut $\frac{3}{8}$ -16	"	2
14-102	9690	Spacer	"	1
14-103	933506-4	Hairpin	"	1

Plate 12.1 HYDRAULIC SYSTEM

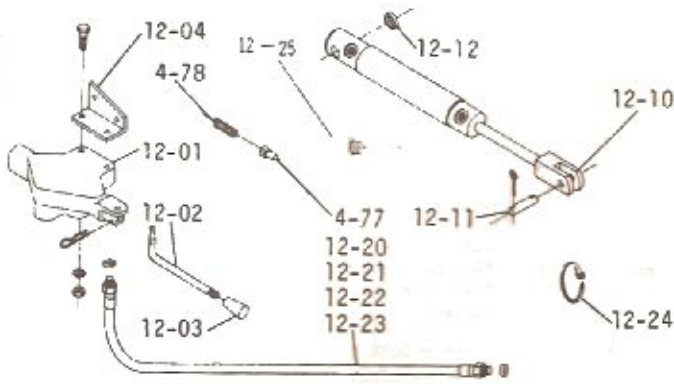


Plate 14.1 DRIVE BELTS, PULLEYS

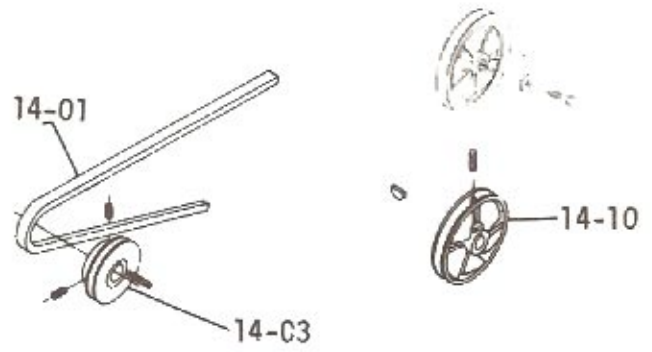


Plate 12.2 HYDRAULIC SYSTEM

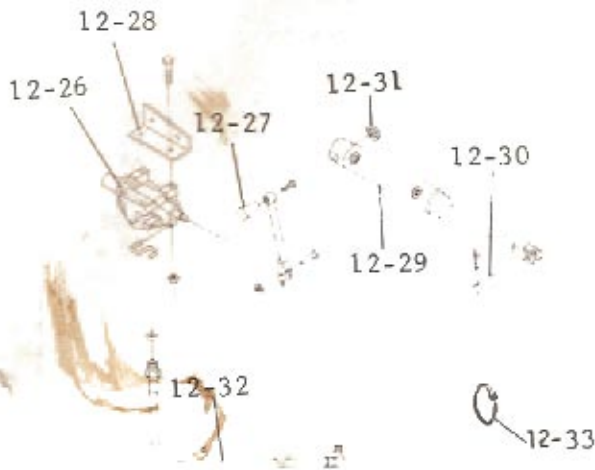


Plate 14.2 P. T. O. CLUTCH

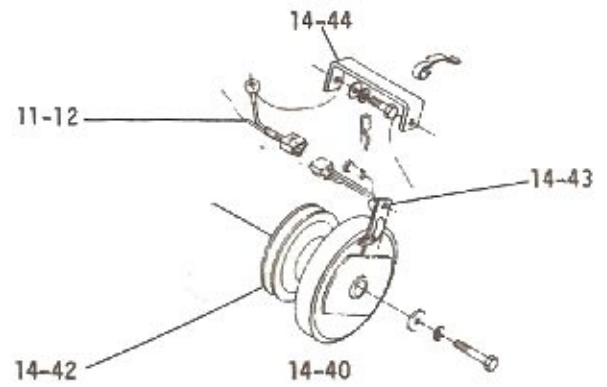


Plate 13.1 WHEELS AND TIRES

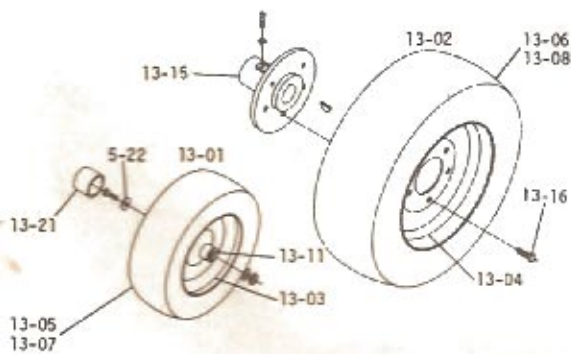


Plate 14.3 MANUAL PTO

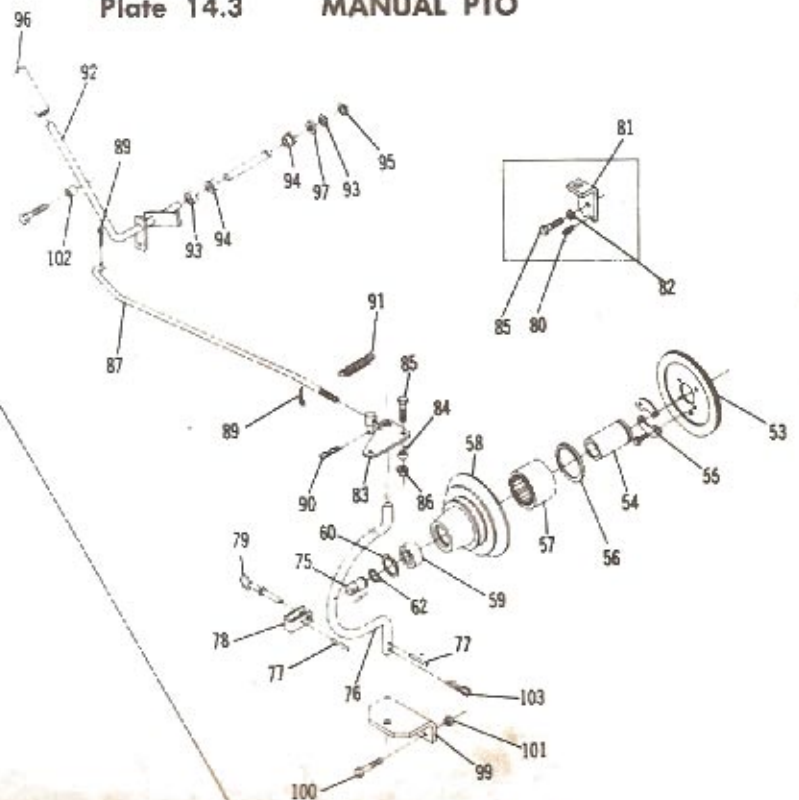
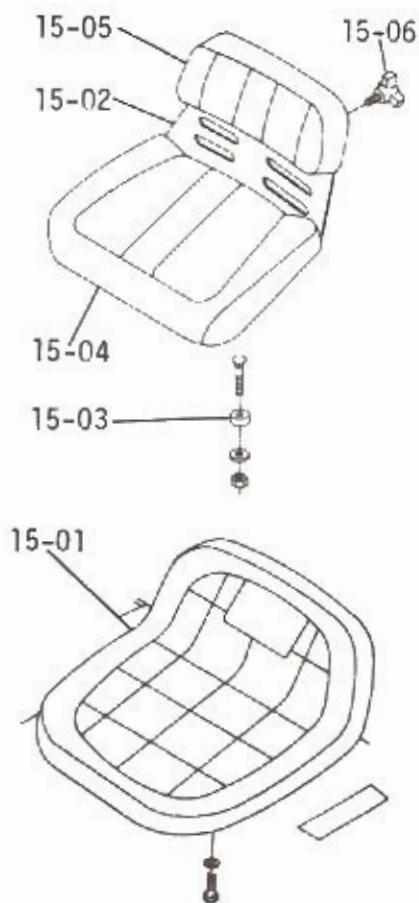


Plate 15.1 SEATS, DECALS, MISC. TRIM



ITEM NO.	PART NO.	DESCRIPTION	MODEL APPLICATION	NO. REQ'D.
15.000 SEATS, DECALS, MISC. TRIM (PLATE 15.1)				
15-01	100780	Cushion — Seat One Piece	FG	1
	101444	Tape — Foam	"	2
	908015-4	Bolt, $\frac{3}{16}$ -18 x $\frac{1}{2}$	"	2
	908016-4	Bolt, $\frac{3}{16}$ -18 x $\frac{3}{8}$	"	2
	920082-4	Lockwasher — $\frac{3}{16}$	"	4
	915932-4	Nut, High Crown 10-24	"	2
15-02	102033	Seat Base Assy.	ABCDE	1
15-03	9662	Spacer	"	2
	900038-4	Bolt, $\frac{3}{16}$ -18 x 1 Carriage	"	4
	915112-6	Nut, $\frac{3}{16}$ -18 Eslak	"	4
	101444	Tape Foam	"	1
	9101	Spacer	"	1
15-04	9663	Cushion — Seat	"	1
	960151-4	Bolt, $\frac{1}{4}$ -20 x $\frac{1}{2}$ Whizlock	"	3
15-05	9664	Cushion — Back	"	1
15-06	9665	Knob — Back Adjusting	"	1
	920082-4	Lockwasher	"	4
	915932-4	Nut, High Crown 10-24	"	2
	908038-4	Bolt, $\frac{3}{16}$ -18 x 1	"	1
15-20	102831	Decal — Hood Trim (Wheel Horse)	All	2
	103020	Decal — 16 HP Auto.	C	2
15-23	103023	Decal — 10 HP Auto.	FG	2
	103022	Decal — 12 HP Auto.	DE	2
	103021	Decal — 14 HP Auto.	AB	2
15-25	8138	Decal — Fender	All	1
15-26	100614	Reflector — Fender	ABCDE	1
15-37	7634	Decal — Free Wheeling	All	1
15-38	7633	Decal — Maintenance	"	1
15-39	102844	Decal — Read Manual	"	1
15-40	102846	Decal — Speed Control	"	1
15-41	102859	Decal — PTO Clutch	FG	1
15-42	102948	Decal — Hand Lift	"	1
15-43	103209	Decal — Lift	"	1





WHEEL-HORSE PRODUCTS, INC.

**515 West Ireland Road
South Bend, Indiana 46614**